



Collection Assessment December 2024

"Connecting you to big ideas wherever you are!"

Table of Contents

INTRODUCTION.....	5
Overview.....	5
Background.....	5
INFLUENCES ON THE COLLECTION.....	6
Mission and Vision	6
Staffing	6
Budgets and Spending	6
Selection	6
Deselection	6
METHODS OF ASSESSMENT	7
Methodology	7
<i>Comparison to Standards</i>	<i>7</i>
<i>Gap Analysis.....</i>	<i>7</i>
<i>Age of the Collection.....</i>	<i>8</i>
<i>Use Analysis.....</i>	<i>8</i>
<i>Community Needs</i>	<i>8</i>
DATA SOURCES.....	9
Origins and Idiosyncrasies	9
<i>Fiscal Year data</i>	<i>9</i>
<i>Overall Collection Size.....</i>	<i>9</i>
<i>Collection Size by Format</i>	<i>9</i>
<i>Available Item Counts.....</i>	<i>9</i>
<i>Age of the Collection Data.....</i>	<i>10</i>
<i>Circulation Data.....</i>	<i>10</i>
<i>Census Data.....</i>	<i>10</i>
<i>Other Data Sources</i>	<i>10</i>
FORMATS AND CATEGORIES	11
Formats.....	11
Categories/Stat Codes.....	12
OVERALL COLLECTION STATISTICS	13
COLLECTION SIZE	14
Historical Collection Size	14
Changes in Collection Size.....	14

Collection Size Comparisons by Format	15
CREW AND ITEM AGES	22
Shelf life: 1-2 Years	23
Shelf Life: 3 Years.....	24
Shelf Life: 5 Years.....	25
Shelf Life: 10 Years.....	34
USE ANALYSIS	37
Circulation Per Item	37
RELATIVE USE	42
Young Adult Fiction	42
Adult Nonfiction.....	43
Juvenile Nonfiction	45
Adult Fiction.....	47
Easy Readers by Category	49
Audio-Visual Collections	53
COST ANALYSIS.....	56
COMPARISON TO STANDARDS	58
Kentucky Public Library Standards	58
<i>Per Capita Spending</i>	<i>59</i>
<i>Database Access.....</i>	<i>59</i>
<i>Electronic Resources.....</i>	<i>59</i>
<i>Special Population Groups.....</i>	<i>59</i>
<i>Equal Access</i>	<i>59</i>
<i>Collection Maintenance</i>	<i>60</i>
GAP ANALYSIS.....	61
Award Winners	61
Recommended Title Lists.....	62
COMMUNITY NEEDS	65
Overall Population	65
Population: By Age	65
<i>Children Under 5</i>	<i>66</i>
<i>Children Under 18.....</i>	<i>67</i>
<i>Adults over 65.....</i>	<i>67</i>
Population: Languages Spoken	68

KENTUCKY LIBRARIES UNBOUND COLLECTION..... 69

RECOMMENDATIONS..... 75

BIBLIOGRAPHY 78

Introduction

Overview

Founded in 1978, the Campbell County Public Library serves the residents, schools, and businesses of Campbell County, Kentucky. The county has more than 93,000 residents and is located at the northern tip of the state, within the Cincinnati-Northern Kentucky metropolitan area. The library's three full-service branches are located in the cities of Cold Spring, Fort Thomas, and Newport. Additionally, there is one satellite branch in Alexandria and three pick-up locations in Melbourne, Silver Grove, and the west side of Newport. The satellite branch has a small, popular materials collection of over 5,600 items. Overall, CCPL's collection includes more than 190,000 physical items and over 226,000 digital items. There are 39,800 active Campbell County Public Library cards. CCPL circulated nearly 900,000 digital and physical items in FY 2023/24.

Background

This is the Campbell County Public Library's 8th Biennial Collection Assessment. The 2016 Collection Assessment defined the process as a way to examine the quality of a library collection, with the intention of using that information to inform collection development. While it is available to the public, the primary intent of the assessment is to serve as a working document for Collection Services. It provides an overall picture of the current state of the collection and insight into how to focus our efforts going forward.

Current Assessment

The library's mission statement says, "Campbell County Public Library enhances lifelong learning by providing popular materials, programs, and services to our community." As with previous assessments, I will examine whether or not the collection is doing its part to provide popular materials that support our community's pursuit of enjoyment, enrichment, and lifelong learning. To do that, I'll examine current statistics on collection age, size, and circulation. I'll consider demographic data to determine if the collection is in proportion to community needs. I'll compare the collection to established library standards and check the content of the collection to see if we're meeting our goals as a popular materials library. Finally, I will provide recommendations based on my findings.

Beth Seiter, Collection Services Coordinator
Campbell County Public Library
December 2024

Influences on the Collection

Mission and Vision

CCPL's collection development is driven largely by the library's mission to enhance lifelong learning by providing popular materials, programs, and services to our community. Our priority is to provide new and popular fiction, as well as practical and accessible nonfiction for all ages. The library's vision statement, "Connecting you to big ideas wherever you are!" likewise commits CCPL to providing material that helps expand users' horizons. "Wherever you are" includes the mandate to provide digital access to our materials and services.

Staffing

Collection Services has four full-time employees: Collection Services Coordinator, Collection Services Librarian, Collection Services Specialist, and ILL Specialist.

Budgets and Spending

The collection budget for fiscal year 2022/23 was \$660,000. It increased to \$680,000 for fiscal year 2023/24, with additional funds spent towards the digital collection.

Selection

The Collection Services Coordinator selects all adult print and digital materials, as well as adult music for the system. The Collection Services Librarian selects all juvenile print and digital materials, as well as popular DVDs for the system. Young Adult, Large Print, Audiobooks, Juvenile Music, and DVDs in less demand are selected by staff at each branch. The library uses both Fiction and Nonfiction standing order plans for adult and juvenile materials.

Deselection

Collection Services adheres to a deselection schedule that divides the collection into 12 areas. These areas are then assigned to a month of the calendar year when we expect a branch to weed that section. The branches each weed a different section every month in order not to overwhelm the Friends of the Library with too many library discards on the same subject at the same time.

Collection Services creates weeding lists each month using Polaris SimplyReports. We generate two reports: one with items that haven't circulated in two or more years and one with items outdated according to CREW. We supply the branch managers with these lists, and include CREW guidelines for that section.

Because of limited space and the emphasis on popular materials, Alexandria's weeding lists include anything that hasn't circulated in one year.

Methods of Assessment

This assessment follows the format of the 2022 Collection Assessment. It involves both qualitative and quantitative methods, as well as use-based and collection-based approaches. Most methods used were presented in the course *Fundamentals of Collection Assessment*, offered by the Association for Library Collections & Technical Services in March-April 2018.

Methodology

The following methods were used in this collection assessment.

Comparison to Standards

The Kentucky Public Library Standards: Direction and Service for the 21st Century is a self-assessment tool for libraries that was developed by the Kentucky Public Library Association in cooperation with the Kentucky Department for Libraries and Archives. The sixth edition (2016-2017) is the most recent available edition. The standards include a section on library collections with criteria to meet three quality levels: essential, enhanced, and exemplary. The assessment uses these criteria to measure how CCPL compares in areas such as collection size, formats available, and materials budget.

Gap Analysis

The American Library Association and its various divisions publish a number of recommended titles lists each year. Along with lists of literary award-winners, the assessment compares ALA lists from the past two years to the library's collection. This helps measure how complete and well-rounded CCPL's collection is as a popular materials library.

The following awards and notable title lists will be used:

- Caldecott Medal winners
- National Book Award for Fiction
- National Book Award for Nonfiction
- National Book Award for Young People's Literature
- Newbery Medal winners
- Notable Books for Adults
- Notable Children's Books
- Pulitzer Award for Fiction
- The Reading List

Age of the Collection

The CREW Method, published and maintained by the Texas State Library and Archives Commission, has been a recognized standard for deselection of materials in public libraries for more than thirty years. CCPL's Collection Development Policy specifies that we use the CREW Method to guide weeding. CREW is used in this assessment as a benchmark for presenting and discussing the age of the library's collection.

Use Analysis

Both collection counts and circulation statistics were acquired using SimplyReports. These are broken down by branch and then by the item statistical codes assigned in Polaris. While the Assessment examines two fiscal years, only the most recent fiscal year's circulation numbers are used. Calculating an average circulation per item provides a standardized method for comparing collections of different sizes at different branches.

Relative Use

Data provided in the Use Analysis is used to calculate Relative Use, which is the ratio of the percentage of a collection's circulation to the percentage of holdings in that particular area.

Community Needs

Using data from the most recent U.S. Population Estimates, county and city demographics are compared with segments of the collection that are used primarily by specific age groups.

Data Sources

Origins and Idiosyncrasies

Fiscal Year data

This assessment uses data from the complete fiscal year periods of July 1, 2022-June 30, 2023 and July 1, 2023-June 30, 2024.

Overall Collection Size

The collection numbers produced by the Technical Services Manager are intended to be comprehensive and historical for reporting purposes. In order to compare like quantities, the section on overall collection size continues to use the collection sizes provided in the Technical Services Manager's final fiscal year monthly reports for 2023 and 2024. These numbers were used for overall collection size in previous analyses.

The Overall Collection Size includes all items currently in Polaris, including materials with a status of Lost, Missing, and Unavailable. This number will not align with statistics used in other areas of the Assessment, as the Assessment focuses on what is currently available to patrons. (See *Available Item Counts* below.) Any differences should be no more than +/- 3%.

Collection Size by Format

Collection size by format numbers were taken from the Technical Services Manager's monthly reports for fiscal years ending June 30, 2023 and June 30, 2024. This most closely compares to the practice in the previous analyses of using the monthly report for the end of the fiscal year.

Available Item Counts

Item counts, circulation numbers, and publication dates were produced in Polaris SimplyReports by running item list reports filtered by assigned branch, item statistical code, previous year circ count, and circulation status. Queries only considered items with an actively available status during the examined time frame. Anytime the term "available items" is used, it refers to materials with the following status:

- In
- Out
- Out-ILL
- Transferred
- In-transit
- Held

Items where the circulation status indicated that they were currently unavailable to patrons were excluded. This includes:

- Lost
- Missing
- Withdrawn
- Claim Returned
- Claim Never Had
- Unavailable
- On-Order
- In-Process

This method was chosen to provide the most accurate snapshot possible of the materials currently available to our patrons.

Age of the Collection Data

Data concerning the average and median ages of the collection was calculated using currently available items, as presented in *Available Item Counts*, above. Including other item statuses would artificially skew the age of the collection as it currently sits on the shelf.

Circulation Data

Overall fiscal year circulation was pulled from the Technical Services Manager's monthly transactions reports. Circulation by Item Statistical Code was produced through SimplyReports and reflects data from the most recent 2023/24 fiscal year.

Census Data

Unless otherwise noted, the most recent estimated demographic figures provided by the U.S. Census Bureau were used throughout.

Kentucky Libraries Unbound

KLU data was drawn using the "Insights" module of OverDrive Marketplace, as well as from statistics provided by the Consortium Coordinator.

Other Data Sources

Data was collected through internal reports available on CCPL's wiki, including monthly reports created by the Technical Services Manager and Collection Services Coordinator.

Finally, some data was collected or verified through direct query of Campbell County Public Library's Polaris ILS through bibliographic and item record searches.

Formats and Categories

Formats

Similar to previous assessments, the collection has been divided into ten general "formats" for the purposes of the assessment. These most closely align with reporting to KDLA.

Adult Fiction

This group includes all of the general adult fiction books, as well as any books shelved in the Western, Science fiction, Mystery, Kentucky Fiction, and Large Print fiction areas of the collection.

Adult Nonfiction

This group contains all adult books classified according to the Dewey Decimal Classification System, as well as adult Biography, Reference, Kentucky Reference, and Large Print Nonfiction areas.

Juvenile Fiction

This group includes all books in Juvenile Fiction, as well as Easy Readers, Board Books, Beginning Readers, and Juvenile Books with Media.

Juvenile Nonfiction

This group contains all Juvenile Biography and books classified according to the Dewey Decimal Classification System. The library does not have a reference section specific to the Juvenile and Young Adult collections.

Young Adult Fiction

This group includes Young Adult Fiction and Young Adult Graphic Novels.

Young Adult Nonfiction

This group contains all Young Adult Biography and books classified according to the Dewey Decimal Classification System. The library does not have a reference section specific to the Juvenile and Young Adult collections.

Audio

This group contains all the Adult, Young Adult and Juvenile Audiobooks, as well as spoken word recordings, such as comedy performances.

Video

This group contains all Adult and Juvenile video recordings on DVD, regardless of any rating restrictions. For purposes of the assessment, nonfiction video is not considered as a separate category.

Music

This group includes all adult and juvenile musical recordings on CD, regardless of any explicit lyric restrictions that may exist. The library does not have separate musical recordings for young adults.

Software

This group includes all video games.

Categories/Stat Codes

The collection is also divided into several dozen smaller categories, represented by the item statistical codes assigned to the item record in Polaris, which allow for analysis on a more granular level. These have been used in some areas of this assessment, where simple division by format was still too broad.

Overall Collection Statistics

As of June 30, 2024

Total Collection size: 190,078

Average Publication Date (currently available items): 2015

Median Publication Date (currently available items): 2017

For period of July 1, 2022-June 30, 2023

Items added: 19,523

Items deselected: 24,279

Circulation: 605,827

Digital Circulation: 260,181

For period of July 1, 2023-June 30, 2024

Items added: 17,844

Items deselected: 19,471

Circulation: 581,957

Digital Circulation: 316,132

Collection Size

Historical Collection Size

Collection size changes since the first Collection Analysis in 2012.

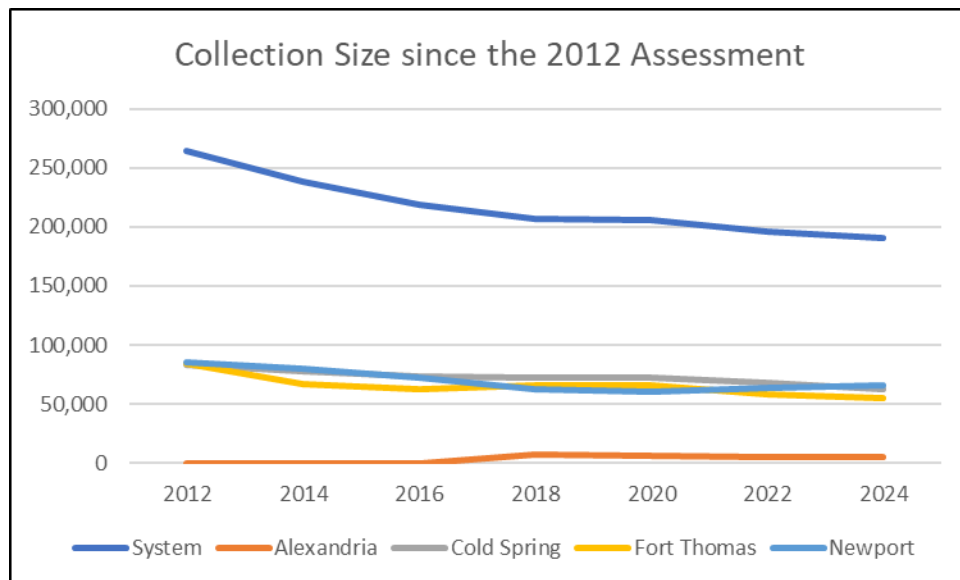
	2012	2014	2016	2018	2020	2022	2024
System	264,544	238,064	219,150	207,166	205,372	196,461	190,078
Alexandria*	n/a	n/a	n/a	6,902	6,765	5,469	5,613
Cold Spring	83,124	78,332	73,136	72,244	72,373	68,575	62,869
Fort Thomas	84,238	67,421	62,729	65,596	65,365	58,823	55,208
Newport	85,773	79,468	72,790	62,424	60,869	63,594	66,388

Changes in Collection Size

By comparing data between previous assessments and now, we see that the trend has continued towards a smaller collection:

- Between the 2012 and 2014 Assessments, the collection decreased by 10%.
- Between 2014 and 2016, the collection decreased by 8%
- Between 2016 and 2018, the collection decreased by 5%.
- Between 2018 and 2020, the collection only slightly decreased by 1%.
- Between 2020 and 2022, the collection decreased by 4%.
- Between 2022 and 2024, the collection decreased by 3%

Overall, the total system collection size decreased by 28% since 2012.



Collection Size Comparisons by Format

2024	System	Alexandria	Cold Spring	Fort Thomas	Newport
Adult fiction	44,051	1,630	14,283	12,401	15,737
Adult nonfiction	28,836	553	9,477	9,406	9,400
Juvenile fiction	56,768	1,758	17,995	16,109	20,906
Juvenile nonfiction	17,595	466	5,639	4,910	6,580
Video	27,846	852	10,719	8,640	7,635
Audio	6,699	179	1,746	1,497	3,277
Music	7,543	122	2,690	1,968	2,763
Software	740	53	320	277	90
TOTAL	190,078	5,613	62,869	55,208	66,388

Previous Assessment:

2022	System	Alexandria	Cold Spring	Fort Thomas	Newport
Adult fiction	41,607	1,360	14,273	12,072	13,902
Adult nonfiction	28,880	526	9,960	9,580	8,814
Juvenile fiction	57,816	1,687	19,397	16,720	20,012
Juvenile nonfiction	19,917	479	7,121	5,869	6,448
Video	29,195	1,032	11,329	9,280	7,554
Audio	8,110	209	3,638	1,860	3,403
Music	10,085	126	3,495	3,103	3,361
Software	851	50	362	339	100
TOTAL	196,461	5,469	69,575	58,823	63,594

Percent Change from 2022 Assessment:

	System	Alexandria	Cold Spring	Fort Thomas	Newport
Adult fiction	6%	20%	0%	3%	13%
Adult nonfiction	0%	5%	-5%	-2%	7%
Juvenile fiction	-2%	4%	-7%	-4%	4%
Juvenile nonfiction	-12%	-3%	-31%	12%	2%
Video	-5%	-17%	-5%	-7%	1%
Audio	-17%	-14%	-52%	-20%	-4%
Music	-25%	-3%	-23%	-37%	-18%
Software	-13%	6%	-12%	-18%	-10%
TOTAL	-3%	3%	-10%	-6%	4%

Notable Changes

- Alexandria's 20% increase in Adult Fiction represents a recovery after they significantly purged unused items and duplicates in 2021.
- Cold Spring's Juvenile Nonfiction decreased by 31% due to a concerted effort to weed that collection in order to make room for more high demand items.

- System-wide decreases in A/V materials reflect the continued move to digital rather than physical access to movies, music, audiobooks, and video games.

Collection Age

Previous assessments measured the age of the collection in five-year segments of time. This method, used in previous editions of the Kentucky Public Library Standards, is a useful way to gauge the overall age of the collection. As publication dates get older, the number of materials held should lessen.

Deselection is based on three criteria: publication date (primarily for nonfiction), circulation, and condition. If an item is circulating well, its condition will deteriorate over time. Because of this, most titles that will not be discarded due to age, should eventually be discarded due to either low circulation or poor condition. There are a few usual exceptions to this rule, such as the first book in an active series or a classic work that is retained despite low circulation.

System Collection Age: 2024¹

2024	Before 2010	2010-2014	2015-2019	2020-2024	Total
Adult Nonfiction	4,192	4,076	8,676	16,165	33,109
Adult Fiction	2,947	2,675	9,135	12,433	27,190
Large Type	965	1,375	2,905	4,394	9,639
YA Fiction	1,075	1,657	3,439	3,907	10,078
YA Nonfiction	104	146	209	180	639
Juvenile Fiction	11,642	7,837	13,923	11,550	44,952
Juvenile Nonfiction	2,501	1,832	6,306	4,770	15,409
Adult Video	7,320	4,691	6,874	4,453	23,338
Juvenile Video	1,256	1,057	1,340	602	4,255
Audio	1,566	1,227	1,549	2,261	6,603
Music	2,854	1,041	1,941	1,065	6,901
Games	73	199	239	145	656
TOTAL	36,495	27,813	56,536	61,925	182,769
Percentage	20%	15%	31%	34%	100%

Comparison with the 2022 Assessment

2022	Before 2010	2010-2014	2015-2019	2020-2022
System Age	20%	15%	28%	37%

Overall, the ratio of new to old items changed very little since the previous assessment. The majority of materials were published within the past five years and 65% were published within the past 10 years.

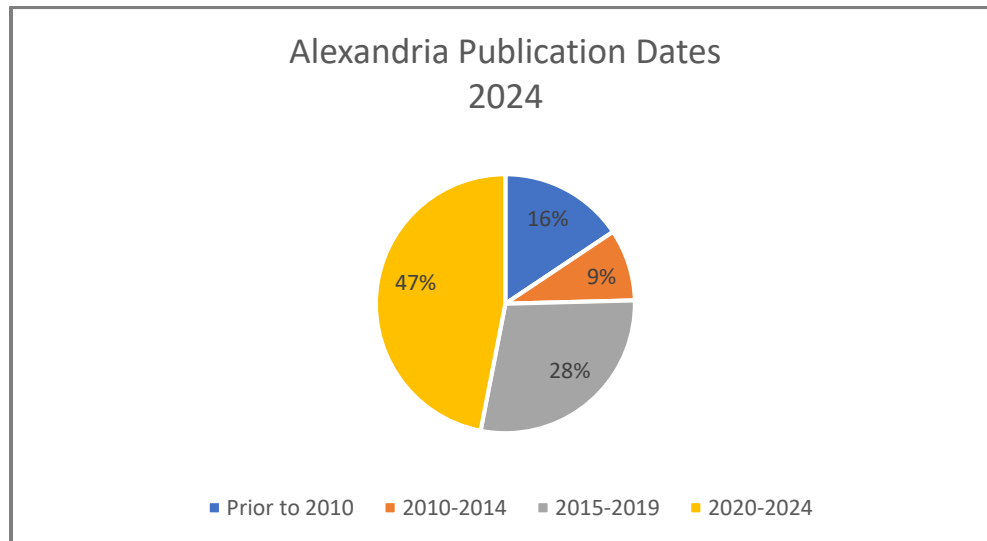
¹ The Collection Size presented here includes only items that are currently available to patrons as defined in "Available Item Counts" in the Data Sources section of the Assessment.

Collection Age by Branch

Alexandria

In order to maintain Alexandria's purpose as a high-turnover collection, items are recommended for withdrawal after one year of no circulation.

	Before 2010	2010-2014	2015-2019	2020-2024	Total
Adult Fiction	80	44	171	839	1,134
Adult Nonfiction	31	10	199	271	511
Large Type	32	27	120	291	470
YA Fiction	16	42	96	125	279
YA Nonfiction	1	3	5	1	10
Juvenile Fiction	329	141	376	488	1,334
Juvenile Nonfiction	30	29	174	203	436
Adult Video	166	93	170	136	565
Juvenile Video	62	65	98	37	262
Audio	49	18	56	52	175
Music	39	7	24	51	121
Games	0	0	33	14	47
TOTAL	835	479	1,522	2,508	5,344
Percentage	16%	9%	28%	47%	

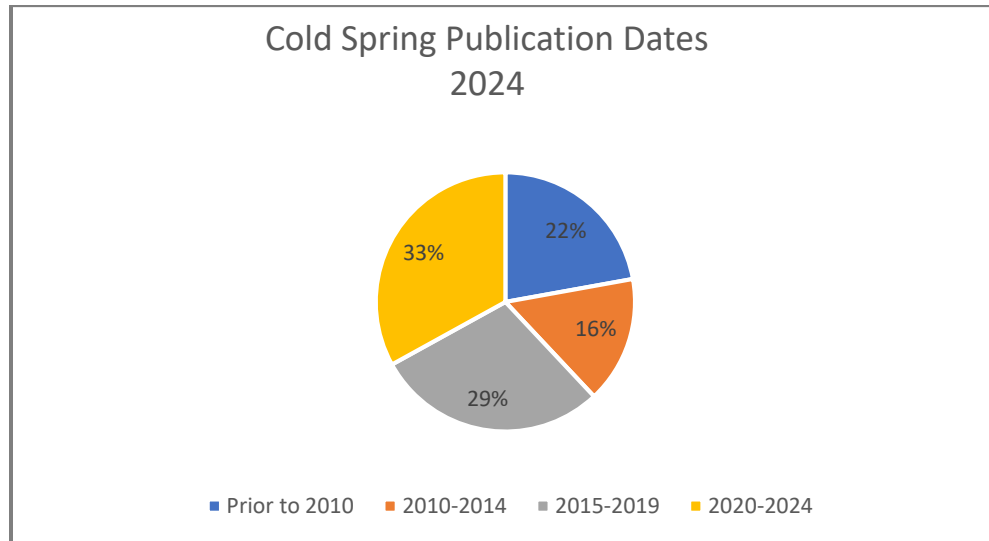


With nearly 50% of the collection published within the past five years, Alexandria has the most current collection of all the branches.

75% of the collection was published within the previous 10 years.

Cold Spring

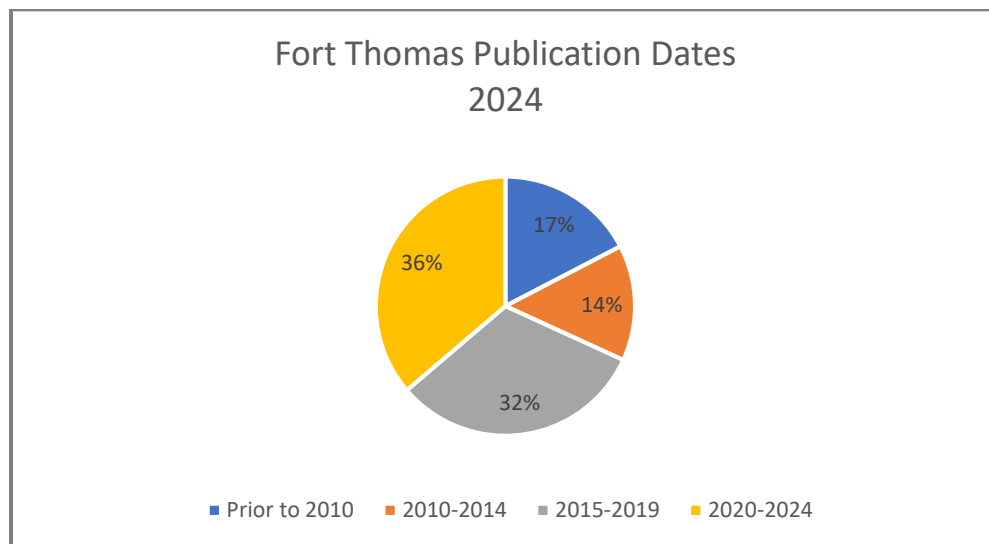
	Before 2010	2010-2014	2015-2019	2020-2024	Total
Adult Fiction	1,573	1,595	2,856	5,196	11,220
Adult Nonfiction	1,123	1,193	2,760	3,917	8,993
Large Type	54	443	679	1,316	2,492
YA Fiction	231	482	927	1,234	2,874
YA Nonfiction	21	39	48	35	143
Juvenile Fiction	4,261	2,449	4,576	3,757	15,043
Juvenile Nonfiction	1,155	640	2,036	1,581	5,412
Adult Video	3,124	1,811	2,281	1,763	8,979
Juvenile Video	580	379	436	256	1,651
Audio	404	253	385	693	1,735
Music	950	279	588	339	2,156
Games	36	98	92	47	273
TOTAL	13,512	9,661	17,664	20,134	60,971
Percentage	22%	16%	29%	33%	



With 22% of materials published prior to 2010, Cold Spring has the oldest collection in the system.

Fort Thomas

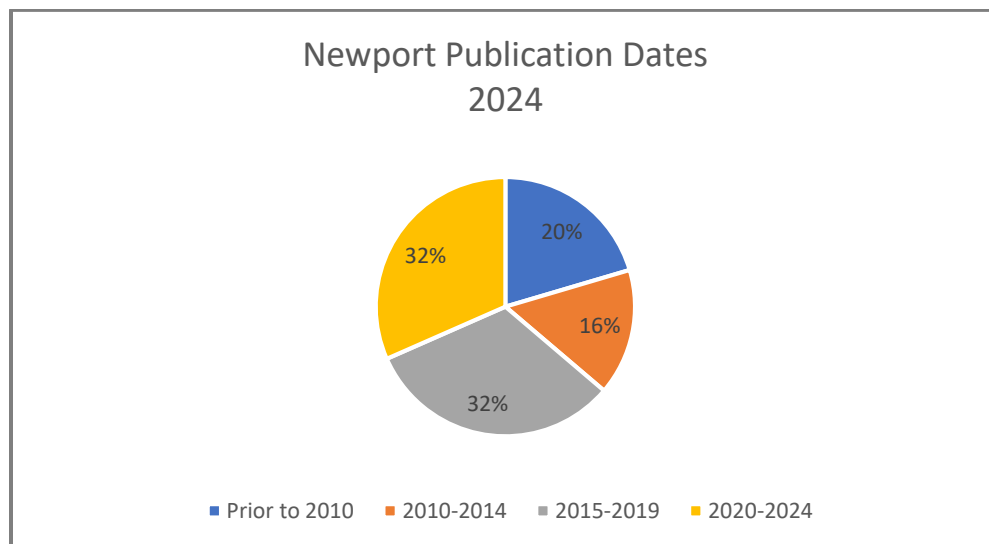
	Before 2010	2010-2014	2015-2019	2020-2024	Total
Adult Fiction	1,215	1,084	2,236	4,868	9,403
Adult Nonfiction	909	788	2,963	4,206	8,866
Large Type	389	363	790	1,282	2,824
YA Fiction	107	271	826	1,326	2,530
YA Nonfiction	8	25	77	115	225
Juvenile Fiction	2,976	2,506	4,374	3,631	13,487
Juvenile Nonfiction	267	431	1,907	1,537	4,142
Adult Video	2,029	1,387	2,553	1,336	7,305
Juvenile Video	306	320	547	133	1,306
Audio	245	217	320	669	1,451
Music	850	290	460	291	1,891
Games	24	77	99	61	261
TOTAL	9,325	7,759	17,152	19,455	53,691
Percentage	17%	14%	32%	36%	



With just 17% of the collection published prior to 2010, and 68% published within the past five years, Fort Thomas has the most up-to-date collection of the three main branches.

Newport

	Before 2010	2010-2014	2015-2019	2020-2024	Total
Adult Fiction	1,324	1,353	3,413	5,262	11,352
Adult Nonfiction	884	684	3,213	4,039	8,820
Large Type	490	542	1,316	1,505	3,853
YA Fiction	721	862	1,590	1,222	4,395
YA Nonfiction	74	79	79	29	261
Juvenile Fiction	4,076	2,741	4,597	3,674	15,088
Juvenile Nonfiction	1,049	732	2,189	1,449	5,419
Adult Video	2,001	1,400	1,870	1,218	6,489
Juvenile Video	308	293	259	176	1,036
Audio	868	739	788	847	3,242
Music	1,015	465	869	384	2,733
Games	13	24	15	23	75
TOTAL	12,823	9,914	20,198	19,828	62,763
Percentage	20%	16%	32%	32%	



Newport’s collection is slightly newer than Cold Spring’s with 64% of items published with the past five years.

Crew and Item Ages

The CREW Method provides guidance on how to remove outdated and no longer useful materials from a library's collection. It specifies areas of the collection where currency is more necessary, as the content becomes obsolete more quickly than in other areas of the collection. CREW's shelf life determinations can indicate whether or not more work needs to be done to remove aging content, one of the three primary factors in deselection.

The areas are listed below according to the CREW "shelf life," meaning how long an item can circulate before it likely becomes obsolete and should be removed from the collection. Areas are defined according to their range in the Dewey Decimal Classification System. The relevant portion of the CREW standard is also quoted.

When examining the overall age of the items currently on the shelf, the average publication date is frequently mentioned in the data below. However, averages can be skewed by a handful of items at one extreme or the other. In the case of a fairly current collection, a few old classics can bring down the average considerably, making the collection appear much older than it is. The opposite is also true. A few extremely recent titles can make an old collection appear deceptively more current than it really is.

For this reason, the median publication date is also considered. When the items in a collection are arranged in chronological order, the median date is at the midpoint of that range, with an equal amount of older and newer items on either side.

In general, the closer the median and average dates are, the more accurate the average number would be as a representation of the collection age. As the median skews towards either older or more recent, it is indicative of how deceptive the average is in each case. The more recent the median, the more current the titles in the collection. While the older the median, the more aged the collection is in truth. The number of items in each section is included as a means of comparing collection sizes across branches.

This section cross-references with Relative Use (p. 42) in order to present the age of the collection in context with its usage.

Shelf life: 1-2 Years

Ideal median date = 2023

004-006 – Computers: "Works on computers are seldom useful after three years. Works on hardware and software have an even shorter life span (1-2 years), but may be kept on hand longer if there is strong community demand."

2024	Number of Items	Median Publication Date	Average Publication Date
Alexandria	1	2022	2022
Cold Spring	53	2021	2020
Fort Thomas	49	2021	2021
Newport	58	2020	2020

Alexandria should be reviewed and given additional titles.

According to CREW, the ideal median age for works on computers is 2023. All of the branches fall below the median and should be refreshed with newer titles.

One unique aspect of this section is that works on various computer models, platforms, software, etc. are retained in order to support the information needs of those who do not upgrade every time a new version is released. This is an acceptable practice even though it can lower the average publication date of the collection.

Relative Use shows that nonfiction 000-099 circulates well at all branches and would benefit from having more titles or copies on the shelf.

Shelf Life: 3 Years

Ideal median date = 2022

330 – Economics: This includes information on personal finance, real estate investing and tax laws. "Currency of information is the most critical factor in this area... Update items available in revised editions." CREW mandates replacement after three years.

2024	Number of Items	Median Publication Date	Average Publication Date
Alexandria Adult	4	2020	2020
Cold Spring Adult	191	2020	2019
Fort Thomas Adult	214	2020	2019
Newport Adult	160	2021	2020
Alexandria Juvenile	4	2018	2019
Cold Spring Juvenile	32	2019	2019
Fort Thomas Juvenile	29	2020	2020
Newport Juvenile	42	2017	2016

All branches have a lower median date than recommended by CREW.

This section includes many titles that offer common-sense financial advice which remains true long after 3 years. Holding onto these titles can lower the average publication dates, but does not lower the quality of the collection.

Relative Use indicates that all branches are overstocked in the 300s in both the adult and juvenile collections. This section should be reviewed, weeded, and updated with newer titles when possible.

340 – Law: "Replace when more current material becomes available. *Never* keep superseded editions, even for heavily used topics like divorce or bankruptcy. Keep only the current edition or the edition approved for use in your community of the Uniform Building Code and similar code books for specific areas of construction... Study guides for law school should not be kept longer than 3 years..."

340s (Overall) 2024	Number of Items	Median Publication Date	Average Publication Date
Alexandria Adult	2	2021	2021
Cold Spring Adult	60	2021	2021
Fort Thomas Adult	62	2022	2020
Newport Adult	77	2021	2021

346 (Legal Advice) 2024	Number of Items	Median Publication Date	Average Publication Date
Alexandria Adult	1	2022	2022
Cold Spring Adult	17	2022	2021
Fort Thomas Adult	21	2021	2020
Newport Adult	26	2022	2022

Overall, the 340s are up-to-date with the newest publications on the most popular topics of landlord and renter guides, estate planning, and tax information.

Shelf Life: 5 Years

Ideal median date = 2020

306 – Culture and Institutions: "This section includes books on marriage, family life, and sexuality. Discard as interest in the author or title wanes. Unless a book has an historical approach, the topic is usually outdated within five years."

2024	Number of Items	Median Publication Date	Average Publication Date
Alexandria Adult	6	2021	2021
Cold Spring Adult	117	2020	2019
Fort Thomas Adult	108	2020	2019
Newport Adult	123	2020	2020
Alexandria Juvenile	0	n/a	n/a
Cold Spring Juvenile	9	2017	2018
Fort Thomas Juvenile	9	2019	2018
Newport Juvenile	12	2017	2016

Relative Use shows that juvenile 300s are overstocked at all branches. Updating this section and weeding out older titles may help increase circulation. Alexandria should add a few titles.

320 – Political Science (Overall): "For books on current political topics, weed within five years of publication."

2024	Number of Items	Median Publication Date	Average Publication Date
Alexandria Adult	1	2024	2024
Cold Spring Adult	34	2020	2020
Fort Thomas Adult	39	2020	2020
Newport Adult	34	2021	2021
Alexandria Juvenile	7	2020	2020
Cold Spring Juvenile	42	2020	2019
Fort Thomas Juvenile	45	2020	2019
Newport Juvenile	41	2020	2017

This section is up-to-date according to CREW.

323 – Immigration and Citizenship: "Update items about how to obtain citizenship and study guides for citizenship tests as new editions become available."

2024	Number of Items	Median Publication Date	Average Publication Date
Alexandria Adult	0	n/a	n/a
Cold Spring Adult	3	2021	2021
Fort Thomas Adult	2	2022	2022
Newport Adult	4	2021	2020

This section is up-to-date according to CREW, but it could use more information on immigration law.

350 – Public Administration: "Standard books...should be replaced as new editions become available... Replace when state and federal administrations change or constitutional reforms occur." Aside from classics and military history, these titles should be discarded after five years.

2024	Number of Items	Median Publication Date	Average Publication Date
Alexandria Adult	0	n/a	n/a
Cold Spring Adult	34	2019	2018
Fort Thomas Adult	39	2019	2019
Newport Adult	23	2021	2021
Alexandria Juvenile	0	n/a	n/a
Cold Spring Juvenile	23	2019	2018
Fort Thomas Juvenile	18	2018	2018
Newport Juvenile	14	2017	2015

Overall, the 350s are up-to-date at all branches. Classics and military histories skew the average publication date lower.

360 – Social Services (Overall): "This broad category includes drug and alcohol education, social problems and issues, true crime and criminology, and other social welfare issues. Titles that deal with popular social issues should be weeded based on age (copyright) and popularity. Watch for social welfare topics that are changing rapidly, such as socialized medicine and end-of-life decisions, environmental issues, and dealing with addictions."

2024	Number of Items	Median Publication Date	Average Publication Date
Alexandria Adult	20	2020	2019
Cold Spring Adult	373	2020	2018
Fort Thomas Adult	421	2019	2018
Newport Adult	327	2021	2020
Alexandria Juvenile	3	2020	2018
Cold Spring Juvenile	45	2021	2019
Fort Thomas Juvenile	50	2021	2020
Newport Juvenile	60	2019	2016

Overall, this section is up-to-date according to CREW. Newport’s juvenile collection should discard older titles on topics such as police, firefighters, and hospitals that have outdated information or photography.

370 – Education: "Books in this section deal with formal and informal education at all levels, including homeschooling, ESL, and lifelong learning. Discard all outdated theories; check with a teacher or principal if in doubt. Discard books about getting an education—college guides and entrance examination books—after five years."

2024	Number of Items	Median Publication Date	Average Publication Date
Alexandria Adult	4	2022	2022
Cold Spring Adult	118	2020	2018
Fort Thomas Adult	141	2019	2018
Newport Adult	97	2020	2020
Alexandria Juvenile	5	2017	2017
Cold Spring Juvenile	15	2016	2017
Fort Thomas Juvenile	18	2017	2017
Newport Juvenile	17	2016	2015

The adult collection is generally up-to-date. Exam guides should be reviewed to ensure the collection covers the most popular topics and contains the most recent publications.

The juvenile collection should be reviewed for outdated titles and items that no longer circulate.

395 – Etiquette: "Basic titles can be kept until new editions are available. Discard books for specific situations... as the illustrations become dated or acceptable practices change."

2024	Number of Items	Median Publication Date	Average Publication Date
Alexandria Adult	0	n/a	n/a
Cold Spring Adult	10	2017	2016
Fort Thomas Adult	10	2021	2020
Newport Adult	5	2022	2021
Alexandria Juvenile	1	2018	2018
Cold Spring Juvenile	3	2018	2017
Fort Thomas Juvenile	2	2019	2019
Newport Juvenile	5	2007	2009

This small section is mostly up-to-date, with just a few basic titles lowering the publication dates in adult nonfiction. Juvenile holdings should be updated if possible.

500s (Overall) – Natural Sciences: "Carefully evaluate anything over five years old. Pay particular attention to the physics, environment, and astronomy sections."

2024	Number of Items	Median Publication Date	Average Publication Date
Alexandria Adult	12	2018	2019
Cold Spring Adult	342	2020	2019
Fort Thomas Adult	280	2021	2020
Newport Adult	272	2021	2020
Alexandria Juvenile	118	2018	2018
Cold Spring Juvenile	995	2019	2017
Fort Thomas Juvenile	948	2019	2018
Newport Juvenile	1,504	2017	2015

All collections are relatively up-to-date except Alexandria adult, Alexandria juvenile, and Newport juvenile.

Relative Use indicates that Alexandria adult is overstocked, despite only having 12 items. Reviewing and updating this section could improve circulation.

Relative Use indicates a need for more items in the Alexandria juvenile 500s. This section should be reviewed for out-of-date materials and updated with newer items.

Newport's adult 500s are very overstocked with a Relative Use of 0.70. Even though the collection is up-to-date, there are more items than needed to meet demand at that branch.

Despite the older average and median publication dates of Newport's juvenile nonfiction, along with its much larger volume of materials, Relative Use indicates that it is well-used. This section should be reviewed carefully for out-of-date materials and updated with newer materials.

560 – Paleontology: CREW mandates review for outdated information after five years.

2024	Number of Items	Median Publication Date	Average Publication Date
Alexandria Adult	1	2021	2021
Cold Spring Adult	14	2021	2021
Fort Thomas Adult	11	2022	2022
Newport Adult	17	2021	2020
Alexandria Juvenile	16	2021	2020
Cold Spring Juvenile	78	2021	2019
Fort Thomas Juvenile	74	2019	2018
Newport Juvenile	93	2019	2016

Fort Thomas and Newport juvenile collections should be reviewed for outdated information or images.

570 – Life Sciences: Generally, CREW mandates review for outdated information after seven years—five years for genetics, human biology and evolution. "Weed titles on ecology that appear dated, even if the information is still accurate."

2024	Number of Items	Median Publication Date	Average Publication Date
Alexandria Adult	0	n/a	n/a
Cold Spring Adult	45	2021	2020
Fort Thomas Adult	43	2021	2020
Newport Adult	45	2021	2020
Alexandria Juvenile	6	2020	2017
Cold Spring Juvenile	90	2021	2018
Fort Thomas Juvenile	90	2020	2019
Newport Juvenile	124	2018	2016

Titles should be added to Alexandria’s adult collection.

Newport’s juvenile collection should weed outdated materials.

610s – Medicine and Health: "Weed ruthlessly when it comes to current medical practices. Patrons rely on up-to-date information and outdated information can be dangerous."

2024	Number of Items	Median Publication Date	Average Publication Date
Alexandria Adult	26	2021	2020
Cold Spring Adult	561	2020	2019
Fort Thomas Adult	489	2020	2020
Newport Adult	592	2020	2020
Alexandria Juvenile	10	2021	2019
Cold Spring Juvenile	115	2018	2018
Fort Thomas Juvenile	98	2019	2019
Newport Juvenile	117	2018	2018
Alexandria Young Adult	0	n/a	n/a
Cold Spring Young Adult	2	2015	2015
Fort Thomas Young Adult	14	2020	2019
Newport Young Adult	15	2017	2016

All adult collections are up-to-date and Relative Use indicates a need for more materials at each branch.

Cold Spring, Fort Thomas, and Newport juvenile should be weeded and updated with newer materials.

Because the Young Adult collections are so small, it's especially important for them to have up-to-date information. Cold Spring and Newport should carefully review this section.

630s (Overall) – Agriculture, Horticulture, Pets: Generally, CREW mandates review of outdated information after five years.

2024	Number of Items	Median Publication Date	Average Publication Date
Alexandria Adult	17	2019	2020
Cold Spring Adult	313	2017	2016
Fort Thomas Adult	191	2020	2019
Newport Adult	205	2020	2019
Alexandria Juvenile	14	2019	2019
Cold Spring Juvenile	114	2017	2017
Fort Thomas Juvenile	114	2019	2018
Newport Juvenile	119	2016	2016

Cold Spring’s Adult collection stands out as having many more items in this section than the other branches, as well as having the oldest collection.

All Juvenile collections should be reviewed and updated.

640s (Overall) – Home Economics: "Be ruthless in weeding old cookbooks." CREW mandates review for outdated information after five years, with particular emphasis on the waning popularity of celebrity chefs and fad diets, as well as sewing books with dated projects.

2024	Number of Items	Median Publication Date	Average Publication Date
Alexandria Adult	66	2021	2020
Cold Spring Adult	1,007	2018	2017
Fort Thomas Adult	789	2020	2020
Newport Adult	896	2019	2019
Alexandria Juvenile	20	2021	2020
Cold Spring Juvenile	96	2017	2018
Fort Thomas Juvenile	68	2018	2018
Newport Juvenile	74	2018	2018

Cold Spring’s Adult collection stands out as having many more items in this section than the other branches, as well as having the oldest collection.

All juvenile collections except Alexandria should be reviewed and updated.

649 – Child Rearing: CREW mandates review for outdated information after five years.

2024	Number of Items	Median Publication Date	Average Publication Date
Alexandria Adult	0	n/a	n/a
Cold Spring Adult	65	2017	2016
Fort Thomas Adult	38	2020	2020
Newport Adult	53	2020	2019

Alexandria should have titles added to this section. Cold Spring is very outdated and should be reviewed and updated.

737 – Numismatics: "Keep stamp and coin catalogues up-to-date, replacing books that provide market valuations and price guides after 5 years. Keep a current edition and one previous edition of price guides that are updated yearly."

2024	Number of Items	Median Publication Date	Average Publication Date
Cold Spring Adult	6	2022	2021
Fort Thomas Adult	3	2023	2022
Newport Adult	11	2019	2020

These collections are up-to-date, but Newport should review this section for superseded information.

770 – Photography: CREW mandates review for outdated information after five years. "Check closely for outdated techniques and especially outdated equipment..."

2024	Number of Items	Median Publication Date	Average Publication Date
Alexandria Adult	0	n/a	n/a
Cold Spring Adult	29	2019	2018
Fort Thomas Adult	12	2021	2020
Newport Adult	27	2019	2019

This section is mostly up-to-date, but Newport and Cold Spring should review for outdated materials.

910s – Geography and Travel: "Guidebooks (such as the Fodor series or Mobil travel guides) are outdated within a year or two. Keep no longer than three years."

2024	Number of Items	Median Publication Date	Average Publication Date
Alexandria Adult	15	2021	2020
Cold Spring Adult	212	2022	2021
Fort Thomas Adult	230	2022	2020
Newport Adult	242	2022	2021
Alexandria Juvenile	12	2019	2019
Cold Spring Juvenile	66	2018	2016
Fort Thomas Juvenile	45	2019	2019
Newport Juvenile	87	2017	2016

All juvenile collections should be reviewed for outdated materials. Relative Use indicates that this section is overstocked at all branches and should be weeded.

Shelf Life: 10 Years

Ideal median date = 2018

400 – Language: "Discard... outdated books of grammar... Replace stock dictionaries for major foreign languages... and any other languages being studied or spoken in the community on a rotating basis to ensure currency." CREW mandates replacement after ten years.

2024	Number of Items	Median Publication Date	Average Publication Date
Alexandria Adult	7	2017	2017
Cold Spring Adult	60	2016	2016
Fort Thomas Adult	54	2017	2017
Newport Adult	59	2018	2018

This section is within the recommended CREW guidelines. Relative Use indicates that it circulates well at all branches, with additional items needed at Newport and Cold Spring.

510 – Mathematics: "Replace older materials on algebra, geometry, trigonometry, and calculus with revised editions. Discard books that focus on outdated teaching methods and techniques, such as books that feature 'new math' or that focus on slide rules as the primary method for making calculations." In general, CREW mandates replacement after ten years.

2024	Number of Items	Median Publication Date	Average Publication Date
Alexandria Adult	0	n/a	n/a
Cold Spring Adult	42	2016	2017
Fort Thomas Adult	30	2022	2020
Newport Adult	20	2022	2019
Alexandria Juvenile	6	2018	2019
Cold Spring Juvenile	27	2017	2016
Fort Thomas Juvenile	32	2016	2015
Newport Juvenile	45	2016	2016

This section is within the recommended CREW guidelines in all collections.

A few popular titles should be added to Alexandria Adult.

720 – Architecture: "Generally discard home design books after ten years regardless of circulation. Be aware of changes in building codes. Evaluate books on trends..., that feature celebrity designers..., or that are based on television shows... when interest has waned."

2024	Number of Items	Median Publication Date	Average Publication Date
Alexandria Adult	1	2017	2017
Cold Spring Adult	22	2018	2018
Fort Thomas Adult	23	2017	2016
Newport Adult	23	2020	2018
Alexandria Juvenile	1	2020	2020
Cold Spring Juvenile	30	2017	2013
Fort Thomas Juvenile	19	2018	2018
Newport Juvenile	15	2017	2015

Median dates are within CREW guidelines at all branches. Newer publications should be purchased when possible.

Young Adult Fiction

CREW recommends that circulation should be the deciding factor for most fiction collections. However, they make an exception for Young Adult Fiction and Graphic Novels.

"Anything older than five years should be kept only if it is circulating well; classics should be replaced with newer hardback or paperback editions."

2024	Total Items	Pre-2020	%	2020-2024	%	Median	Avg
Alexandria	199	100	50%	99	50%	2019	2018
Cold Spring	1,911	975	51%	936	49%	2019	2018
Fort Thomas	1,381	614	44%	767	56%	2020	2019
Newport	2,406	1,701	71%	705	29%	2017	2016

Newport stands out as having the largest percentage of materials published more than five years ago and the smallest number of titles purchased within the past five years.

Newport's collection is 26% larger than Cold Spring and 74% larger than Fort Thomas.

Newport's Relative Use is very low at 0.66, indicating that much of their collection does not circulate.

Graphic novels

Consider weeding any title that hasn't circulated in the past year. The exception would be classics or milestone titles such as *Maus: A Survivor's Tale* that might not circulate as heavily but will be discovered by serious graphic novel readers. Popularity is a major factor in selecting graphic novels and shelf-sitters make it harder for readers to find the graphic novels they are seeking.

2024	Total Items	Pre-2020	%	2020-2024	%	Median	Avg
Alexandria	61	40	66%	21	34%	2019	2019
Cold Spring	859	563	66%	296	34%	2018	2017
Fort Thomas	1,013	521	51%	492	49%	2019	2018
Newport	1,980	1,423	72%	557	28%	2017	2015

CCPL only considers weeding graphic novels that haven't circulated within the past two years, not one year as CREW recommends.

All branches except Newport indicate a need for more materials. Newport's collection is 130% larger than Cold Spring and 95% larger than Fort Thomas. A Relative Use of 0.75 also indicates that the collection is overstocked.

Use Analysis

Circulation statistics tell us how well the collection is being used by patrons.

Circulation Per Item

Also known as “turnover rate,” circulation per item indicates the average amount of times each item in the collection is used each year.

A higher result indicates that each item is used more often and can indicate a need for more materials in that section. A lower result indicates less use; however, a larger inventory of materials can be intentional in order to ensure that there is enough material on-hand and available when patrons want it.

The following statistics show circulation broken down to the most granular level available. The data covers the full fiscal year of July 1, 2023-June 30, 2024.

Stat Code	AL			CS			FT			NW		
	Items	Circ	Circ per Item	Items	Circ	Circ per Item	Items	Circ	Circ per Item	Items	Circ	Circ per Item
Adult 000-099	5	20	4.00	150	369	2.46	131	366	2.79	152	241	1.59
Adult 100-199	45	139	3.09	504	1,207	2.39	544	1,302	2.39	593	1,225	2.07
Adult 200-299	26	93	3.58	526	1,154	2.19	401	815	2.03	476	817	1.72
Adult 300-399	51	120	2.35	1,298	2,258	1.74	1,380	2,560	1.86	1,187	1,752	1.48
Adult 400-499	7	21	3.00	60	157	2.62	54	111	2.06	59	124	2.10
Adult 500-599	12	31	2.58	342	697	2.04	280	632	2.26	372	429	1.15
Adult 600-699	115	382	3.32	2,174	5,371	2.47	1,646	4,223	2.57	1,920	3,672	1.91
Adult 700-799	24	83	3.46	960	2,088	2.18	825	1,829	2.22	1,039	1,609	1.55
Adult 800-899	7	19	2.71	298	425	1.43	296	606	2.05	366	405	1.11
Adult 900-999	67	171	2.55	1,010	2,161	2.14	999	2,360	2.36	1,094	1,931	1.77
Adult Audio CD	138	188	1.36	1,430	2,398	1.68	1,036	1,429	1.38	2,242	1,640	0.73
Adult Biography	56	176	3.14	894	1,599	1.79	1,036	1,866	1.80	935	1,211	1.30

Adult DVD	415	1,858	4.48	5,514	26,572	4.82	4,715	22,013	4.67	4,384	17,406	3.97
Adult DVD Restricted	160	622	3.89	2,879	13,239	4.60	2,552	12,199	4.78	2,086	10,474	5.02
Adult Fiction	844	3,173	3.76	7,239	21,512	2.97	6,027	19,185	3.18	7,898	15,891	2.01
Adult Music CD	107	154	1.44	1,789	3,286	1.84	1,544	2,553	1.65	2,207	2,370	1.07
Adult Music Restricted	14	22	1.57	166	266	1.60	206	324	1.57	281	357	1.27
Adult Mystery	211	713	3.38	2,686	6,985	2.60	2,467	6,082	2.47	2,866	4,103	1.43
Adult Science Fiction	11	44	4.00	359	877	2.44	209	646	3.09	461	680	1.48
Adult Western	1	0	0.00	56	103	1.84	25	49	1.96	38	32	0.84
Juvenile 000-099	18	99	5.50	105	524	4.99	85	302	3.55	178	212	1.19
Juvenile 100-199	5	13	2.60	106	189	1.78	98	164	1.67	158	87	0.55
Juvenile 200-299	10	46	4.60	132	292	2.21	135	236	1.75	88	69	0.78
Juvenile 300-399	35	60	1.71	395	618	1.56	421	549	1.30	528	391	0.74
Juvenile 400-499	8	11	1.38	101	133	1.32	98	170	1.73	68	92	1.35
Juvenile 500-599	118	543	4.60	995	2,599	2.61	948	2,516	2.65	1,504	1,779	1.18
Juvenile 600-699	55	255	4.64	571	1,630	2.85	424	1,083	2.55	505	926	1.83
Juvenile 700-799	55	217	3.95	681	2,017	2.96	564	1,384	2.45	654	1,101	1.68
Juvenile 800-899	12	45	3.75	159	249	1.57	170	230	1.35	145	162	1.12
Juvenile 900-999	43	135	3.14	830	1,697	2.04	630	833	1.32	924	612	0.66
Juvenile Audio CD	30	82	2.73	204	538	2.64	251	491	1.96	325	457	1.41
Juvenile Biography	29	69	2.38	609	1,239	2.03	484	561	1.16	637	526	0.83
Juvenile Board Books	143	624	4.36	1,074	6,164	5.74	817	5,436	6.65	1,085	3,723	3.43
Juvenile Book with CD	0	0	0.00	44	184	4.18	38	111	2.92	40	74	1.85
Juvenile DVD	263	2,517	9.57	1,627	14,298	8.79	1,303	8,165	6.27	1,035	4,081	3.94

Juvenile Easy Readers	507	3,169	6.25	6,757	23828	3.53	6,830	30,529	4.47	7,226	18,409	2.55
Juvenile Fiction	536	2,613	4.88	4,704	18354	3.90	3,981	15,414	3.87	4,426	11,146	2.52
Juvenile Music CD	0	0	0.00	190	283	1.49	135	98	0.73	247	248	1.00
Kentucky Fiction	1	3	3.00	30	36	1.20	17	21	1.24	40	51	1.28
Kentucky Nonfiction	25	107	4.28	223	384	1.72	276	394	1.43	454	426	0.94
Large Print Fiction	451	1,483	3.29	2,336	7748	3.32	2,556	8,672	3.39	3,668	7,247	1.98
Large Print Nonfiction	19	47	2.47	144	330	2.29	255	537	2.11	186	302	1.62
YA 000-099	0	0	0.00	1	0	0.00	1	0	0.00	7	3	0.43
YA 100-199	1	0	0.00	6	13	2.17	7	15	2.14	13	15	1.15
YA 200-299	0	0	0.00	2	3	1.50	1	0	0.00	2	0	0.00
YA 300-399	4	10	2.50	18	11	0.61	59	36	0.61	62	68	1.10
YA 400-499	0	0	0.00	2	6	3.00	1	0	0.00	0	0	0.00
YA 500-599	0	0	0.00	5	6	1.20	9	6	0.67	7	8	1.14
YA 600-699	1	3	3.00	10	22	2.20	25	25	1.00	30	9	0.30
YA 700-799	0	0	0.00	38	177	4.66	48	170	3.54	66	69	1.05
YA 800-899	0	0	0.00	9	11	1.22	8	7	0.88	26	24	0.92
YA 900-999	3	12	4.00	30	21	0.70	19	32	1.68	27	27	1.00
YA Audio CD	5	7	1.40	94	54	0.57	101	22	0.22	677	119	0.18
YA Biography	1	3	3.00	24	28	1.17	13	13	1.00	19	4	0.21
YA Fiction	199	568	2.85	1,911	3435	1.80	1,381	2,503	1.81	2,407	2,413	1.00
YA Graphic Novel	61	184	3.02	859	1800	2.10	1,013	1,950	1.92	1,980	2,396	1.21
Game	46	204	4.43	269	1952	7.26	256	1,025	4.00	71	294	4.14
TOTAL	5,000	21,158	4.23	55,629	183,597	3.30	49,831	164,850	3.31	60,171	123,939	2.06

Highest Average Circulation per Item

The following collections stand out as having the highest average circulation per item:

- Juvenile DVD at Alexandria, Fort Thomas, and Cold Spring
- Adult DVD at all branches
- Juvenile Board Books at Fort Thomas and Cold Spring
- Juvenile Easy Readers at Alexandria and Fort Thomas
- Juvenile Fiction at Alexandria
- Juvenile Nonfiction 000s at Alexandria and Cold Spring
- Juvenile Nonfiction 200s, 500s, and 600s at Alexandria
- Young Adult 700s at Cold Spring
- Kentucky Nonfiction at Alexandria
- Adult Nonfiction 000s at Alexandria
- Video games at all branches, but especially Cold Spring

Lowest Average Circulation per Item

The following collections stand out as having the lowest average circulation per item:

- Adult Audio CD at Newport
- Juvenile Music CD at Fort Thomas
- Juvenile Nonfiction 100s, 200s, 300s, 900s, and Biography at Newport.
- YA Audio CD at Cold Spring, Fort Thomas, and Newport
- YA Nonfiction 300s at Fort Thomas and Cold Spring
- YA Nonfiction 900s at Fort Thomas

System-wide

Comparison from Branch to Branch 2024:

Alexandria			Cold Spring			Fort Thomas			Newport		
Total Items	Total Circulation	Avg Circ Per Item	Total Items	Total Circulation	Avg Circ Per Item	Total Items	Total Circulation	Avg Circ Per Item	Total Items	Total Circulation	Avg Circ Per Item
5,000	21,158	4.23	55,629	183,597	3.30	49,831	164,850	3.31	60,171	123,939	2.06

Fort Thomas and Cold Spring have around the same amount of circulation per item, while Newport has both the largest collection and lowest average circulation per item.

Alexandria has the smallest number of items with the highest turnover rate.

Comparison to 2022:

Alexandria			Cold Spring			Fort Thomas			Newport		
Total Items	Total Circulation	Avg Circ Per Item	Total Items	Total Circulation	Avg Circ Per Item	Total Items	Total Circulation	Avg Circ Per Item	Total Items	Total Circulation	Avg Circ Per Item
5,184	35,499	6.85	67,995	211,259	3.11	57,756	209,662	3.63	60,243	134,558	2.23

Alexandria’s average circulation per item significantly decreased by 38% since 2022.

Cold Spring’s total number of items decreased by 18%. Average circulation per item increased by 6%.

Fort Thomas’s total number of items decreased by 14%. Average circulation per item decreased by 9%.

Newport’s collection changed very little in terms of size. Average circulation per item decreased by 8%.

Relative Use

Relative use is the ratio of the percentage of a collection’s circulation vs. the percentage of holdings in that particular area.

Generally, the goal should be a 1:1 ratio. If a collection makes up 30% of the library’s holdings, it should account for 30% of circulation. If relative use is greater than 1, it indicates that circulation is higher than holdings and we should consider increasing the size of the collection. If relative use is less than 1, it indicates that circs are lower than holdings and we should consider weeding the collection or promoting it to encourage better circulation.

$$\text{Relative Use} = \frac{\text{circs (section)}/\text{circs (library)}}{\text{items (section)}/\text{items (library)}}$$

To determine relative use, I pulled collection sizes and circulation counts from the Use Analysis. These numbers reflect the 2023/24 fiscal year.

We can calculate Relative Use several ways:

1. Compare a collection’s system-wide size and circulation with that of the overall library. This tells us if we’re appropriately allocating resources across the collection.
2. Compare a specific collection at each branch with that particular collection’s system-wide numbers. This helps account for differences in patron interests from branch to branch.
3. For collections broken down into smaller sections, we can compare the size and circulation of each section with that of the collection as a whole. This reveals users’ interests and helps guide purchasing decisions in particular areas.

Young Adult Fiction

Here we compare each Branch’s YA Fiction with system-wide YA Fiction.

Young Adult Fiction	Collection Size	% of Total Collection	Circulation	% of Total Circulation	Relative Use
Alexandria	199	3%	568	6%	1.89
Cold Spring	1,911	32%	3,435	39%	1.19
Fort Thomas	1,381	23%	2,503	28%	1.20
Newport	2,407	41%	2,413	27%	0.66

All branches except Newport indicate a need for more materials to meet demand. Newport’s collection is very overstocked compared with use.

Young Adult Graphic Novels

Here we compare each Branch's YA Graphic Novels with system-wide YA Graphic Novels.

Young Adult Graphic Novels	Collection Size	% of Total Collection	Circulation	% of Total Circulation	Relative Use
AL	61	2%	184	3%	1.86
CS	859	22%	1,800	28%	1.30
FT	1,013	26%	1,950	31%	1.19
NW	1,980	51%	2,396	38%	0.75

All branches except Newport indicate a need for more materials to meet demand. Newport's collection is very overstocked compared with use.

Adult Nonfiction

Here we look at each branch's Adult Nonfiction collection, broken down into Dewey ranges and compared with that branch's overall Adult Nonfiction size and circulation.

This is included here primarily as a selection tool for the next two years. Areas with Relative Use less than 1 should be reviewed, weeded, and/or updated where possible. Sections with Relative Use higher than 1 should add more materials in order to provide more options in popular areas.

Alexandria

Adult Nonfiction	Collection Size	% of Total Adult Nonfiction	Circulation	% of Adult Nonfiction Circulation	Relative Use
Adult 000-099	5	1%	20	2%	1.31
Adult 100-199	45	11%	139	11%	1.01
Adult 200-299	26	6%	93	7%	1.17
Adult 300-399	51	12%	120	9%	0.77
Adult 400-499	7	2%	21	2%	0.98
Adult 500-599	12	3%	31	2%	0.85
Adult 600-699	115	28%	382	30%	1.09
Adult 700-799	24	6%	93	7%	1.27
Adult 800-899	7	2%	19	2%	0.89
Adult 900-999	67	16%	171	14%	0.84
Biography	56	13%	176	14%	1.03

Review: 300s, 400s, 500s, 800s, 900s

Add to: 000s, 200s, 600s, 700s

Cold Spring

Adult Nonfiction	Collection Size	% of Total Adult Nonfiction	Circulation	% of Adult Nonfiction Circulation	Relative Use
Adult 000-099	150	2%	369	2%	1.16
Adult 100-199	504	6%	1,207	7%	1.13
Adult 200-299	526	6%	1,154	7%	1.03
Adult 300-399	1,298	16%	2,258	13%	0.82
Adult 400-499	60	1%	157	1%	1.23
Adult 500-599	342	4%	697	4%	0.96
Adult 600-699	2,174	26%	5,371	31%	1.16
Adult 700-799	960	12%	2,088	12%	1.02
Adult 800-899	298	4%	425	2%	0.67
Adult 900-999	1,010	12%	2,161	12%	1.01
Biography	894	11%	1,599	9%	0.84

Review: 300s, 800s, Bio

Add to: 000s, 100s, 400s, 600s

Fort Thomas

Adult Nonfiction	Collection Size	% of Total Adult Nonfiction	Circulation	% of Adult Nonfiction Circulation	Relative Use
Adult 000-099	131	2%	366	2%	1.27
Adult 100-199	544	7%	1302	8%	1.09
Adult 200-299	401	5%	815	5%	0.93
Adult 300-399	1,380	18%	2560	15%	0.84
Adult 400-499	54	1%	111	1%	0.94
Adult 500-599	280	4%	632	4%	1.03
Adult 600-699	1,646	22%	4223	25%	1.17
Adult 700-799	825	11%	1829	11%	1.01
Adult 800-899	296	4%	606	4%	0.93
Adult 900-999	999	13%	2360	14%	1.08
Biography	1,036	14%	1,866	11%	0.82

Review: 300s, Bio

Add to: 000s, 600s

Newport

Adult Nonfiction	Collection Size	% of Total Adult Nonfiction	Nonfiction Circulation	% of Adult Nonfiction Circulation	Relative Use
Adult 000-099	152	2%	241	2%	0.97
Adult 100-199	593	7%	1,225	9%	1.26
Adult 200-299	476	6%	817	6%	1.05
Adult 300-399	1,187	14%	1,752	13%	0.90
Adult 400-499	59	1%	124	1%	1.28
Adult 500-599	372	5%	429	3%	0.70
Adult 600-699	1,920	23%	3,672	27%	1.17
Adult 700-799	1,039	13%	1,609	12%	0.95
Adult 800-899	366	4%	405	3%	0.68
Adult 900-999	1,094	13%	1,931	14%	1.08
Biography	935	11%	1,211	9%	0.79

Review: 300s, 500s, 800s, Bio
 Add to: 100s, 400s, 600s, 900s

Juvenile Nonfiction

Here we look at each branch's Juvenile Nonfiction collection, broken down into Dewey ranges and compared with that branch's overall Juvenile Nonfiction size and circulation.

Alexandria

Juvenile Nonfiction	Collection Size	% of Total Juv Nonfiction	Circulation	% of Juv Nonfiction Circulation	Relative Use
Juvenile 000-099	18	5%	99	7%	1.43
Juvenile 100-199	5	1%	13	1%	0.68
Juvenile 200-299	10	3%	46	3%	1.20
Juvenile 300-399	35	9%	60	4%	0.45
Juvenile 400-499	8	2%	11	1%	0.36
Juvenile 500-599	118	30%	543	36%	1.20
Juvenile 600-699	55	14%	255	17%	1.20
Juvenile 700-799	55	14%	217	15%	1.03
Juvenile 800-899	12	3%	45	3%	0.97
Juvenile 900-999	43	11%	135	9%	0.82
Biography	29	7%	69	5%	0.62

Review: 100s, 300s, 400s, 900s, Bio
 Add to: 000s, 200s, 500s, 600s

Cold Spring

Juvenile Nonfiction	Collection Size	% of Total Juv Nonfiction	Circulation	% of Juv Nonfiction Circulation	Relative Use
Juvenile 000-099	105	2%	524	5%	2.09
Juvenile 100-199	106	2%	189	2%	0.75
Juvenile 200-299	132	3%	292	3%	0.93
Juvenile 300-399	395	8%	618	6%	0.66
Juvenile 400-499	101	2%	133	1%	0.55
Juvenile 500-599	995	21%	2,599	23%	1.09
Juvenile 600-699	571	12%	1,630	15%	1.20
Juvenile 700-799	681	15%	2,017	18%	1.24
Juvenile 800-899	159	3%	249	2%	0.66
Juvenile 900-999	830	18%	1,697	15%	0.86
Biography	609	13%	1,239	11%	0.85

Review: 100s, 300s,400s, 800s, 900s, Bio
 Add to: 000s, 500s, 600s, 700s

Fort Thomas

Juvenile Nonfiction	Collection Size	% of Total Juv Nonfiction	Circulation	% of Juv Nonfiction Circulation	Relative Use
Juvenile 000-099	85	2%	302	4%	1.80
Juvenile 100-199	98	2%	164	2%	0.85
Juvenile 200-299	135	3%	236	3%	0.88
Juvenile 300-399	421	10%	549	7%	0.66
Juvenile 400-499	98	2%	170	2%	0.88
Juvenile 500-599	948	23%	2,516	31%	1.34
Juvenile 600-699	424	10%	1,083	13%	1.29
Juvenile 700-799	564	14%	1,384	17%	1.24
Juvenile 800-899	170	4%	230	3%	0.68
Juvenile 900-999	630	16%	833	10%	0.67
Biography	484	12%	561	7%	0.59

Review: 100s, 200s, 300s, 400s, 800s, 900s, Bio
 Add to: 000s, 500s, 600s, 700s

Newport

Juvenile Nonfiction	Collection Size	% of Total Juv Nonfiction	Juv Nonfiction Circulation	% of Juv Nonfiction Circulation	Relative Use
Juvenile 000-099	178	3%	212	4%	1.08
Juvenile 100-199	158	3%	87	1%	0.50
Juvenile 200-299	88	2%	69	1%	0.71
Juvenile 300-399	528	10%	391	7%	0.67
Juvenile 400-499	68	1%	92	2%	1.22
Juvenile 500-599	1,504	28%	1,779	30%	1.07
Juvenile 600-699	505	9%	926	16%	1.66
Juvenile 700-799	654	12%	1,101	18%	1.52
Juvenile 800-899	145	3%	162	3%	1.01
Juvenile 900-999	924	17%	612	10%	0.60
Biography	637	12%	526	9%	0.75

Review: 100s, 200s, 300s, 900s, Bio
 Add to: 000s, 400s, 600s, 700s,

Adult Fiction

We have four collection stat codes within the overall Adult Fiction collection: Adult Fiction, Adult Mystery, Adult Science Fiction, and Adult Western. Here we can check the popularity of each of these genres at each individual branch.

Alexandria	2024 Collection Size	% of Total Collection	2024 Circulation	% of Total Fiction Circulation	Relative Use
Adult Fiction	844	79%	3,173	81%	1.02
Adult Mystery	211	20%	713	18%	0.92
Adult Sci Fi	11	1%	44	1%	1.09
Adult Western	1	0%	0	0%	0.00

Cold Spring	2024 Collection Size	% of Total Collection	2024 Circulation	% of Total Fiction Circulation	Relative Use
Adult Fiction	7,239	70%	21,512	73%	1.04
Adult Mystery	2,686	26%	6,985	24%	0.91
Adult Sci Fi	359	3%	877	3%	0.86
Adult Western	56	1%	103	0%	0.65

Fort Thomas	2020 Collection Size	% of Total Collection	2020 Circulation	% of Total Fiction Circulation	Relative Use
Adult Fiction	6,027	69%	19,185	74%	1.07
Adult Mystery	2,467	28%	6,082	23%	0.83
Adult Sci Fi	209	2%	646	2%	1.04
Adult Western	25	0%	49	0%	0.66

Newport	2020 Collection Size	% of Total Collection	2020 Circulation	% of Total Fiction Circulation	Relative Use
Adult Fiction	7,898	70%	15,891	77%	1.09
Adult Mystery	2,866	25%	4,103	20%	0.78
Adult Sci Fi	461	4%	680	3%	0.80
Adult Western	38	0%	32	0%	0.46

Easy Readers by Category

The organization of Easy Readers by categories is useful for tracking which subjects are the most popular with users of this collection. This is especially useful to our juvenile selector.

Alexandria	Collection Size	% of Total Collection	Circulation	% of Total Circulation	Relative Use
All About Me	36	7%	217	7%	0.97
Animals	36	7%	240	8%	1.07
Authors	84	16%	534	17%	1.02
Birds	10	2%	88	3%	1.41
Bugs	6	1%	34	1%	0.91
Celebrations		0%	0	0%	0.00
Characters	57	11%	401	13%	1.13
Concepts	15	3%	87	3%	0.93
Dinosaurs	14	3%	114	4%	1.31
Farm	11	2%	72	2%	1.05
Holidays	35	7%	160	5%	0.73
Nature	25	5%	137	4%	0.88
Ocean	4	1%	34	1%	1.36
People	34	7%	123	4%	0.58
Pets	25	5%	211	7%	1.35
Places	10	2%	61	2%	0.98
Play	24	5%	118	4%	0.79
School	11	2%	67	2%	0.98
Spooky	12	2%	111	3%	1.48
Stories	50	10%	278	9%	0.89
Things That Go	14	3%	110	3%	1.26
Total	513		3,197		

Cold Spring	Collection Size	% of Total Collection	Circulation	% of Total Circulation	Relative Use
All About Me	549	8%	1,728	7%	0.89
Animals	372	5%	1,568	7%	1.19
Authors	393	6%	1,836	8%	1.32
Birds	163	2%	699	3%	1.21
Bugs	95	1%	533	2%	1.59
Celebrations	80	1%	176	1%	0.62
Characters	702	10%	4,041	17%	1.63
Concepts	171	3%	405	2%	0.67
Dinosaurs	127	2%	1,140	5%	2.54
Farm	148	2%	518	2%	0.99
Holidays	863	13%	1,429	6%	0.47
Nature	445	7%	1,620	7%	1.03
Ocean	101	1%	654	3%	1.83
People	578	9%	1,036	4%	0.51
Pets	291	4%	1,200	5%	1.17
Places	146	2%	446	2%	0.87
Play	383	6%	1,134	5%	0.84
School	159	2%	412	2%	0.73
Spooky	131	2%	977	4%	2.11
Stories	617	9%	1,401	6%	0.64
Things That Go	259	4%	958	4%	1.05
Total	6,773		23,911		

Fort Thomas	Collection Size	% of Total Collection	Circulation	% of Total Circulation	Relative Use
All About Me	539	8%	1,946	6%	0.81
Animals	406	6%	1,858	6%	1.02
Authors	488	7%	2,526	8%	1.16
Birds	138	2%	528	2%	0.85
Bugs	54	1%	141	0%	0.58
Celebrations	116	2%	521	2%	1.00
Characters	570	8%	4,104	13%	1.61
Concepts	283	4%	1,397	5%	1.10
Dinosaurs	124	2%	777	3%	1.40
Farm	87	1%	362	1%	0.93
Holidays	857	12%	2,422	8%	0.63
Nature	395	6%	1,583	5%	0.89
Ocean	88	1%	464	2%	1.18
People	560	8%	1,894	6%	0.76
Pets	246	4%	1,100	4%	1.00
Places	161	2%	530	2%	0.74
Play	319	5%	1,239	4%	0.87
School	217	3%	1,055	3%	1.09
Spooky	142	2%	896	3%	1.41
Stories	859	13%	4,315	14%	1.12
Things That Go	210	3%	1,059	3%	1.13
Total	6,859		30,717		

Newport	Collection Size	% of Total Collection	Circulation	% of Total Circulation	Relative Use
All About Me	570	8%	1,034	6%	0.71
Animals	408	6%	1,091	6%	1.05
Authors	500	7%	1,623	9%	1.27
Birds	128	2%	325	2%	0.99
Bugs	73	1%	189	1%	1.01
Celebrations	112	2%	198	1%	0.69
Characters	614	8%	2,923	16%	1.86
Concepts	283	4%	762	4%	1.05
Dinosaurs	130	2%	595	3%	1.79
Farm	98	1%	329	2%	1.31
Holidays	1,019	14%	1,360	7%	0.52
Nature	434	6%	1,201	6%	1.08
Ocean	94	1%	338	2%	1.41
People	632	9%	962	5%	0.60
Pets	248	3%	649	3%	1.02
Places	181	2%	339	2%	0.73
Play	345	5%	567	3%	0.64
School	217	3%	475	3%	0.86
Spooky	143	2%	774	4%	2.12
Stories	835	11%	2,020	11%	0.95
Things That Go	203	3%	808	4%	1.56
Total	7,267		18,562		

Audio-Visual Collections

With use of physical A/V materials declining due to streaming services, we should take a closer look at how these collections are being used.

Adult DVDs	Collection Size	% of Total Collection	Circulation	% of Total Circulation	Relative Use
AL	575	3%	2,480	2%	0.94
CS	8,393	37%	39,811	38%	1.03
FT	7,267	32%	34,212	33%	1.02
NW	6,470	28%	27,880	27%	0.94

Adult DVDs are well-stocked to meet demand.

Juvenile DVDs	Collection Size	% of Total Collection	Circulation	% of Total Circulation	Relative Use
AL	263	1%	2,517	2%	2.08
CS	1,627	7%	14,298	14%	1.91
FT	1,303	6%	8,165	8%	1.36
NW	1,035	5%	4,081	4%	0.86

Juvenile DVDs are well-used and CCPL could use more copies to support usage.

Adult Software (video games)	Collection Size	% of Total Adult Software	Circulation	% of Adult Software Circulation	Relative Use
Alexandria	46	7%	204	6%	0.82
Cold Spring	269	42%	1,952	56%	1.34
Fort Thomas	256	40%	1,025	29%	0.74
Newport	71	11%	294	8%	0.77

Video games generally have a high turnover rate (p.39), yet Relative Use suggests the collection is overstocked at most branches. The likely cause for this is that the most popular games get checked out repeatedly while others sit on the shelf. Cold Spring especially should add more titles and copies to support usage.

Music	Collection Size	% of Total Music	Music Circulation	% of Music Circulation	Relative Use
Alexandria	121	2%	176	2%	0.98
Cold Spring	1,955	31%	3,552	38%	1.23
Fort Thomas	1,750	28%	2,877	31%	1.11
Newport	2,488	39%	2,727	29%	0.74

Alexandria, Cold Spring, and Fort Thomas music get good usage. Newport is overstocked.

Young Adult Audio	Collection Size	% of Total Collection	Circulation	% of Total Circulation	Relative Use
Alexandria	5	0%	7	0%	1.20
Cold Spring	94	2%	54	1%	0.49
Fort Thomas	101	2%	22	0%	0.19
Newport	677	14%	119	2%	0.15

All branches except Alexandria are very overstocked compared with use. Alexandria has a higher relative use than the other branches. However, with only five items, there's not enough evidence to suggest they need to build that collection.

Relative Use by Format

Reviewing Relative Use at a broader level can help guide budget allocation.

Print	Collection Size	% of Total Collection	Circulation	% of Total Circulation	Relative Use
All YA	10,416	8%	16106	5%	0.59
All Adult	56,880	44%	130,324	38%	0.88
All Juv	52,604	41%	166,074	49%	1.21
Large Print	9,615	7%	26,366	8%	1.05

Comparing print collections across the system, Young Adult and Adult are overstocked compared with use and Juvenile should have more materials.

A/V	Collection Size	% of Total Collection	Circulation	% of Total Circulation	Relative Use
Video	26,933	67%	133,444	87%	1.30
Music	6,314	16%	9,332	6%	0.39
Software	642	2%	3,475	2%	1.42
Adult Audio	4,846	12%	5,655	4%	0.31
Juv Audio	810	2%	1,568	1%	0.51
YA Audio	877	2%	202	0%	0.06

Comparing Audiovisual collections, Video and Software get much more use than music and audiobooks.

Print vs A/V vs Digital	Collection Size	% of Total Collection	Circulation	% of Total Circulation	Relative Use
Print	129,515	62%	338,870	51%	0.82
A/V	40,422	19%	153,676	23%	1.20
Digital (Advantage)	37,877	18%	167,711	25%	1.39

The KLU Advantage collection gets more use than the physical collections.

Cost Analysis

The average cost per circ indicates how well materials are being used, as well as the return we are getting from our annual investment into the collection. This is a useful reference for budget allocation.

Ideally, library materials will circulate multiple times over the course of their lifetime, resulting in a lower cost per circ. If this is happening, the total number of circulations should far exceed the total number of items in the collection.

Fiscal Year 2022/23

Circulation by Branch

	Alexandria	Cold Spring	Fort Thomas	Newport	Digital Branch
Total Circulation	38,865	222,230	201,630	140,019	260,181
Percent of System Circ	5%	26%	23%	16%	30%
Collection Size	5,474	65,539	55,223	65,469	219,189
Percent of System Size	1%	16%	13%	16%	53%

Cost Per Circ

	Alexandria	Cold Spring	Fort Thomas	Newport	Digital Branch
FY Materials Budget	\$14,900	\$124,700	\$124,700	124,700	\$188,000
Cost per Circ	\$0.38	\$0.56	\$0.62	\$0.89	\$0.72

Fiscal Year 2023/24

Circulation by Branch

	Alexandria	Cold Spring	Fort Thomas	Newport	Digital Branch
Total Circulation	38,333	208,091	197,190	135,089	316,132
Percent of System Circ	4%	23%	22%	15%	35%
Collection Size	5,613	62,869	55,208	66,388	226,728
Percent of System Size	1%	15%	13%	16%	54%

Cost per Circ

	Alexandria	Cold Spring	Fort Thomas	Newport	Digital Branch
FY Materials Budget	\$16,400	\$124,400	\$124,400	124,400	\$211,355
Cost per Circ	\$0.43	\$0.60	\$0.63	\$0.92	\$0.67

Conclusion

The Digital Branch has both the highest number of items and highest circulation of all the CCPL branches. While circulation decreased at the four physical branches between FY 2022/23 and FY 2023/24, digital circulation increased.

The Alexandria Branch has the lowest cost per circ and Newport has the highest.

In the most recent 2023/24 FY, Newport's cost per circ was 53% higher than Cold Spring and 46% higher than Fort Thomas.

Benchmarks

Using data from the Institute of Museum and Library Services 2022 Public Libraries Survey, we can look at the average cost per circulation at libraries with similar service area population size, total operating revenue, and total collection expenditures.

Library Name	Service Area Population	Total Collection Expenditures	Collection Spending Per Person	Registered Users	Collection Cost per Registered User	Total Circulation	Cost per Circ	Total Circulation Per Person
San Leandro Public Library (CA)	88,404	\$605,044	\$6.84	26,276	\$23.03	302,267	\$2.00	3.4
Willard Public Library (MI)	90,179	\$786,945	\$8.73	19,940	\$39.47	625,338	\$1.26	6.9
Campbell County Public Library (KY)	93,584	\$621,365	\$6.69	34,452	\$18.04	633,285	\$0.98	6.8
Bellingham Public Library (WA)	93,910	\$866,679	\$9.23	48,088	\$18.02	1,604,561	\$0.54	17.1
Boca Raton Public Library (FL)	98,046	\$709,300	\$7.26	49,794	\$14.24	900,151	\$0.79	9.2
Average	92,825	\$717,867	\$7.75	35,710	\$22.56	813,120	\$1.11	8.68
Median	93,584	\$709,300	\$7.26	34,452	\$18.04	633,285	\$0.98	6.9

When compared with four benchmark libraries, CCPL:

- Is below the median total collection expenditures
- Spends the least on the collection per person (total service area)
- Is at the median for collection cost per registered user
- Is at the median for total circulation
- Is at the median for cost per circ
- Is slightly below the median for total circulation per person (total service area)

Comparison to Standards

Section 3 of the Sixth Edition of the Kentucky Public Library Standards lists criteria for library collections. While much of the section refers to cataloging standards, part 3.2 details criteria for materials.

Kentucky Public Library Standards

3.2 The library provides a wide range of material in sufficient quantity to meet community needs. The collection is current and includes books, periodicals, audiovisual material in physical and digital formats, and licensed informational databases.

To meet the ESSENTIAL standard, the library must:

- Spend at least \$2.25 per capita for collection expenditures,
- Add and withdraw at least 3% of the circulating collection each year,
- Provide remote access to Kentucky Virtual Library (KYVL) databases,
- Provide materials for special population groups such as foreign language speakers, home school families, and adult new readers, and
- Provide access to electronic resources.

To meet the ENHANCED standard, the library must:

- Spend at least \$4.50 per capita for collection materials,
- Provide remote access to databases to meet local demand for information, in addition to those provided by KYVL databases,
- Add and withdraw at least 4% of its circulating collection each year, and
- Provide materials in a variety of formats to insure equal access. Examples include large print books, unabridged audio books, closed-captioned/described/signed videos.

To meet the EXEMPLARY standard, the library must:

- Spend at least \$6.75 per capita for collection materials,
- Add and withdraw at least 5% of its circulating collection each year.

These standards address four specific areas:

1. Per capita spending
2. Database access
3. Special patron groups
4. Collection maintenance.

Per Capita Spending

For the 2023/24 fiscal year, CCPL had an overall collection budget of \$680,000. According to the most recent estimates from the U.S Census Bureau (dated July 1, 2023), the total population of Campbell County is 93,702. That equals an overall per capita spending of \$7.26, which exceeds the \$6.75 required for exemplary status.

Database Access

In addition to KYVL resources, CCPL provides access to a number of databases that help patrons do homework, conduct research, and pursue lifelong learning.

Electronic Resources

The Essential standard specifies access to electronic resources such as eBooks. CCPL meets this requirement as a founding member of Kentucky Libraries Unbound, providing more than 226,000 digital items to Campbell County residents at the end of the 2023/24 fiscal year.

Special Population Groups

The standards specify that libraries should provide collections suitable for special population groups, such as those who speak languages other than English. CCPL's collection includes language instruction books for more than 15 languages, including English as a foreign language. There is also a small Spanish language collection at the Newport branch.

In response to below average kindergarten readiness scores reported by the Campbell County School District, CCPL offers Play n Read bags for parents to use with their children and Storytime Kits for childcare providers, in-home providers, preschools, and patrons with teacher cards. These kits include books, a related toy or activity, manipulatives, music CDs or DVDs, flannel board sets, and suggested activities and literacy information.

Equal Access

In order to meet the ENHANCED standard, the library must provide materials in a variety of formats to ensure equal access. Examples include large print books, unabridged audio books, closed-captioned/described/signed videos. CCPL provides all of these formats. The Community Needs section of the assessment compares the size of specific collections with relevant community demographics.

Collection Maintenance

For the past two fiscal years, CCPL was well above KDLA's requirement to add and withdraw at least 5% of the circulating collection each year:

Fiscal year 2022/23 ended with 191,705 total items in the collection. During that period, the library added 19,523 items (10%) and withdrew 24,279 (13%).

Fiscal year 2023/24 ended with 190,078 total items in the collection. 17,844 items (9%) were added and 19,471 (10%) items were withdrawn.

Gap Analysis

The Gap Analysis is a way to check if the library collection is up-to-date with award winning and notable books. Eight book lists were checked against the library’s physical and digital collections: five literary awards and three recommended title lists for both adults and juveniles. The past two years since the last assessment were examined. As a popular materials library, we should own the majority of professionally recommended and award-winning titles from recent years.

As use of our digital materials continues to grow, it is important to offer the highest quality collection of materials that mirrors our print collection as much as possible. Assessing digital holdings is also a way to measure the collection in light of the library’s vision to connect patrons to big ideas “wherever you are!”

Note on Digital Holdings

There are acceptable reasons for why the number of digital holdings may be less than the physical, including:

1. Not every title is available in digital form.
2. Digital materials are significantly more expensive than print and are thus chosen with more care.
3. Not every title is popular enough to warrant holdings in every format.

There are also acceptable reasons to own something in digital format rather than physical. One example is when the popularity of a classic or award-winning title doesn’t warrant taking up space on our shelves. Owning a digital copy allows us to have it available for our patrons while leaving library shelves open for more popular materials.

Award Winners

The availability of award-winners indicates the strength of our classic, “core collection” titles. Numbers below represent CCPL’s holdings of titles from the past five years.

National Book Award for Fiction	100% physical; 90% digital
National Book Award for Nonfiction	100% physical; 100% digital
National Book Award for Young People’s Literature	100% physical; 100% digital
Pulitzer Award for Fiction	100% physical; 100% digital
Newbery Medal Winners	100% physical; 100% digital
Caldecott Medal Winners	100% physical; 100% digital

While it may not be possible to own every title in both digital and physical format, we should own at least one copy of each major award winner.

Recommended Title Lists

Recommended title lists are useful for checking the availability of high quality, popular works and thus measure our success as a popular materials library. In the tables below, "Owned" indicates at least one holding in either digital or physical format.

Notable Children's Books

Each year a committee of the Association for Library Service to Children (ALSC) identifies the best of the best in children's books. These titles are divided among the following age groups: Younger Readers (Preschool-grade 2), Middle Readers (Grades 3-5), Older Readers (Grades 6-8), and All Ages (has appeal to children in all three categories).

According to ALSC policy, the current year's Newbery, Caldecott, Belpré, Sibert, Geisel, and Batchelder Award and Honor books automatically are added to the Notable Children's Books List.

Lists from the two years since the last assessment were examined.

Younger Readers

	Owned	Physical	Digital
2023-2024	66/88	66/88	12/88

Overall, CCPL owns 75% of the titles recommended within the past five years in either digital or physical format. Our digital holdings are lacking with only 13% of recommendations from the past 5 years.

Middle Readers

	Owned	Physical	Digital
2023-2024	24/59	36/59	20/59

Overall, CCPL owns 41% of the titles recommended within the past five years in either digital or physical format. We own just 34% in digital form.

Older Readers

	Owned	Physical	Digital
2023-2024	21/29	20/29	12/29

Overall, CCPL owns 72% of the titles recommended within the past five years in either digital or physical format. We own just 41% of these in digital format.

All Ages

	Owned	Physical	Digital
2023-2024	18/25	17/25	5/25

Overall, CCPL owns 72% of the titles recommended within the past five years in either digital or physical format. We only own 20% in digital format.

Notable Books for Adults

The Notable Books Council releases a list of 25 “very good, very readable, and at times very important fiction, nonfiction, and poetry books for the adult reader.” Because the Council only selects 2-3 poetry titles each year, they were not examined for the assessment.

Fiction

	Owned	Physical	Digital
2023-2024	16/22	14/22	11/22

Overall, CCPL 73% of the titles recommended within the past two years in either digital or physical format.

Nonfiction

	Owned	Physical	Digital
2023-2024	16/22	16/22	7/22

Overall, CCPL owns about 73% of the titles recommended within the past two years in either digital or physical format.

The Reading List

The Reading List was established by the CODES section of ALA’s RUSA in 2007. It seeks to highlight outstanding genre fiction that merits special attention in each of 8 categories: adrenaline (suspense, thrillers, and action adventure), fantasy, historical fiction, horror, mystery, romance, science fiction, and relationship (formerly women’s) fiction. The availability of recommended, genre-specific titles can be a sign of a well-balanced collection. This assessment focuses on winners and short-listed titles from the two years since the last assessment.

2023-2024	Owned	Physical	Digital
Adrenaline	8	6	8
Fantasy	6	7	6
Historical Fic	7	6	7
Horror	9	7	9
Mystery	9	3	8
Relationship Fic	10	8	9
Romance	9	6	9
Science Fic	6	4	4
TOTAL	64/80	47	60

Overall, CCPL owns 80% of the genre titles selected within the past two years in either physical or digital format. We own 59% in physical form and 75% in digital.

Conclusion

Overall, CCPL owns 69% of recommended and notable titles from the past two years.

CCPL only owns 39% of recommended and notable titles in digital format.

Most of the KLU budget is spent on filling holds and requests, which leaves little money for general selection. Unless these titles are specifically requested, they may fall under the radar.

Community Needs

While it can be difficult to measure the needs of a community just by looking at numbers, demographic data can provide several key indicators, including population size, age breakdowns, and race/language.

Overall Population

The U.S. Census Bureau provides the actual census counts from 2020, as well as the most recent city and county population estimates released July 1, 2023. Campbell County comprises ten cities, however the assessment focuses on the four cities where CCPL branches are located.

Change from the previous assessment:

	Campbell County	Alexandria	Cold Spring	Fort Thomas	Newport
2021 Estimates	93,050	10,369	6,243	17,264	14,113
2023 Estimates	93,702	10,673	6,414	16,973	13,812
Percent change	+1%	+3%	+3%	-2%	-2%

Overall, Campbell County saw very little population change since the previous assessment.

Population: By Age

Age groups are useful for analyzing collections because certain segments of the collection are used primarily by specific age groups. For example, board books are used primarily by toddlers. Older adults generally are the heaviest users of large type.

The U.S. Census provides information for the following relevant age groups:

- Children under 5 years of age
- Children under 18 years of age
- Adults over 65 years of age

Campbell County	Children under 5 years	Children under 18 years	Adults over 65 years
2021 Estimates	6%	21%	17%
2023 Estimates	5%	20%	18%
Percent change	-1%	-1%	+1%

Population Ages Compared to Relevant Collections

Children Under 5

For children under 5, we look at Board Book and Easy Reader collections.

	Campbell County	Alexandria	Cold Spring	Fort Thomas	Newport
Population	5.3%	7.9%	4.3%	5.5%	5.9%
Collection	13%	12%	13%	14%	14%

When examining the usage of board books and easy readers, we have to consider how they are used. Patrons tend to check out several copies of these, rather than just one at a time. For that reason, the collection should be larger than the number of users.

The Relative Use tables below provide a closer look at how well these collections meet demand:

Juvenile Easy Readers	Collection Size	% of Total Collection	Circulation	% of Circulation	Relative Use
Alexandria	507	2%	3,169	4%	1.75
Cold Spring	6,757	32%	23,828	31%	0.99
Fort Thomas	6,830	32%	30,529	40%	1.25
Newport	7,226	34%	18,409	24%	0.72

Both Fort Thomas and Alexandria indicate a need for more easy readers. Cold Spring is in a good position. Newport is overstocked when compared with the amount of circulation at that branch.

Juvenile Board Books	Collection Size	% of Total Collection	Circulation	% of Circulation	Relative Use
Alexandria	143	5%	624	4%	0.85
Cold Spring	1,074	34%	6,164	39%	1.12
Fort Thomas	817	26%	5,436	34%	1.30
Newport	1,085	35%	3,723	23%	0.67

Alexandria and Newport have more board books than are being used. Cold Spring and Fort Thomas both could use more copies to meet demand.

Children Under 18

For Children under 18, we look at all Juvenile and Young Adult collections. (This includes Board Books and Easy Readers.)

	Campbell County	Alexandria	Cold Spring	Fort Thomas	Newport
Population	20%	24%	17%	27%	15%
Collection	14%	39%	38%	38%	42%

Looking closer at the Juvenile and Young Adult Fiction, Relative Use indicates that all branches except Newport need to add more items to their collections:

Juvenile Fiction	Collection Size	% of Total Juv Fiction	Circulation	% of Total Circulation	Relative Use
Alexandria	536	4%	2,613	5%	1.40
Cold Spring	4,704	34%	18,354	39%	1.12
Fort Thomas	3,981	29%	15,414	32%	1.11
Newport	4,426	32%	11,146	23%	0.72

Young Adult Fiction	Collection Size	% of Total Collection	Circulation	% of Total Circulation	Relative Use
Alexandria	199	3%	568	6%	1.89
Cold Spring	1,911	32%	3,435	39%	1.19
Fort Thomas	1,381	23%	2,503	28%	1.20
Newport	2,407	41%	2,413	27%	0.66

Adults over 65

For adults over 65, we look at Large Print and Adult Audio collections.

	Campbell County	Alexandria	Cold Spring	Fort Thomas	Newport
Population	18%	14%	30%	16%	16%
Large Print	5%	9%	4%	5%	6%
Adult Audio	4%	3%	3%	3%	5%
Total	9%	12%	7%	8%	11%

It's important to note that CCPL also provides access to digital audiobooks and eBooks with adjustable font size, which help meet the accessibility needs of adults over 65.

With the exception of Newport, Relative Use shows that the physical collections of Large Print and Adult Audio need more materials to support usage:

Adult Audio	Collection Size	% of Total	Total Circulation	% of Circulation	Relative Use
Alexandria	138	3%	188	3%	1.17
Cold Spring	1,430	30%	2,398	42%	1.44
Fort Thomas	1,036	21%	1,429	25%	1.18
Newport	2,242	46%	1,640	29%	0.63

Large Print	Collection Size	% of Total	Total Circulation	% of Circulation	Relative Use
Alexandria	470	5%	1,530	6%	1.19
Cold Spring	2,480	26%	8,078	31%	1.19
Fort Thomas	2,811	29%	9,209	35%	1.19
Newport	3,854	40%	7,549	29%	0.71

Population: Languages Spoken

According to the U.S. Census Bureau data, Campbell County residents age 5 or older who live in a home where the primary language spoken is not English make up only 3.5% of the county's population. 1.4% of this population speaks Spanish and the other 2.1% comprises other languages.

The Newport branch has 254 available items in their Spanish language collection, which includes materials for children and adults. Along with this collection, CCPL offers language learning titles for multiple languages other than English, as well as books for learning English as a second language.

Kentucky Libraries Unbound Collection

Campbell County patrons have access to a large collection of digital books, audiobooks, and magazines through Kentucky Libraries Unbound, the statewide digital materials consortium hosted by OverDrive. KLU previously provided streaming video, but OverDrive removed the collection in September 2022 to encourage use of Kanopy, a separate streaming service.

Though the KLU collection appears to be a unified whole, Campbell County residents have access to two separate collections of materials: the shared Consortium collection and the CCPL Advantage collection. Items in the shared collection are shared among all member libraries in the KLU Consortium. The Advantage collection is available only to Campbell County cardholders.

As of Fall 2024, there are 110 Kentucky counties that belong to the Consortium. This means that Campbell County cardholders compete with patrons in 109 other counties for checkouts and holds, which can cause long wait times for popular titles.

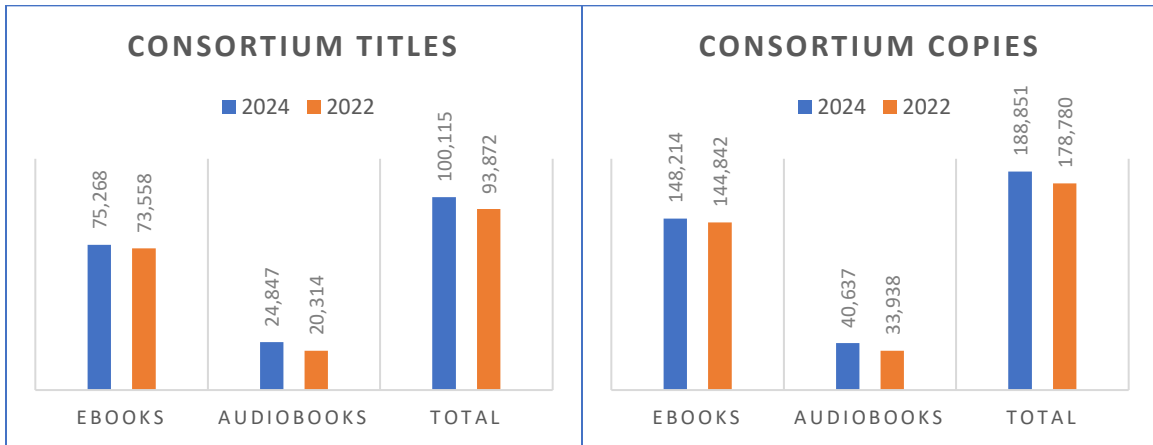
CCPL uses the Advantage collection to supply extra copies of high-demand items exclusively to Campbell County patrons in order to decrease their wait time.

KLU is such a popular service with CCPL patrons that 53% of our digital checkouts are filled through the Advantage collection.

Collection Size and Availability

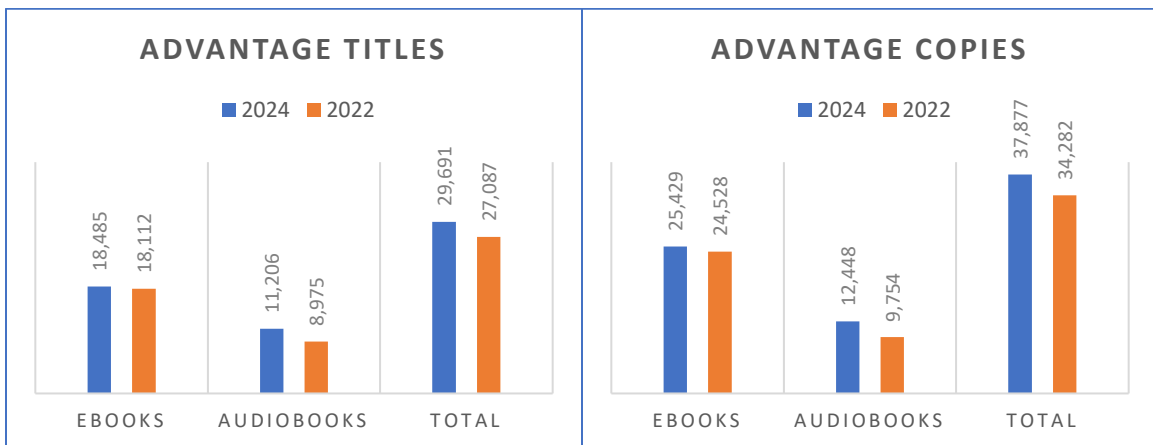
Consortium Collection

The number of titles and number of copies in the consortium collection each grew by 5% since 2022.



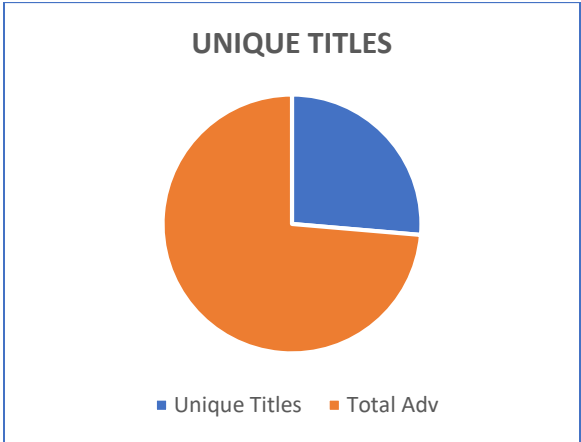
Advantage Collection

The total number of titles in the Advantage Collection increased by 7% since the last assessment. Total copies increased by 37%. The large increase in number of copies demonstrates the growth in demand among Campbell County users.



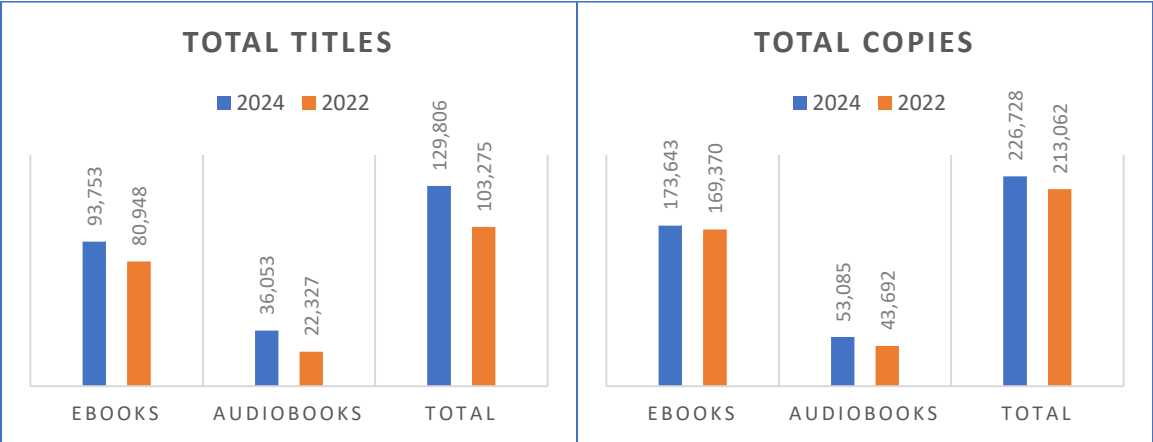
Unique CCPL titles

The Consortium and Advantage collections overlap, especially with regard to popular titles. However, 36% of the titles in the Advantage collection are unique to CCPL. This shows how the Advantage collection allows CCPL to build a collection distinctly suited to its users' preferences.



Total Titles Available

Combining the Consortium and Advantage collections, the table below shows the total number of titles and copies available to CCPL patrons overall. Total titles increased by 26% and total copies increased by 6%.



Circulation

Total Circulation by Collection

Fiscal Year	Adult	Juvenile	Young Adult
2022/23	203,649	26,317	19,090
2023/24	238,705	27,195	23,633
Percent Change	+17%	+3%	+24%

Total Circulation by Format

Fiscal Year	eBooks	Audiobooks	Magazines
2022/23	136,759	112,297	11,086
2023/24	144,743	144,790	26,599
Percent Change	+6%	+29%	+140%

Change from the 2022 Assessment

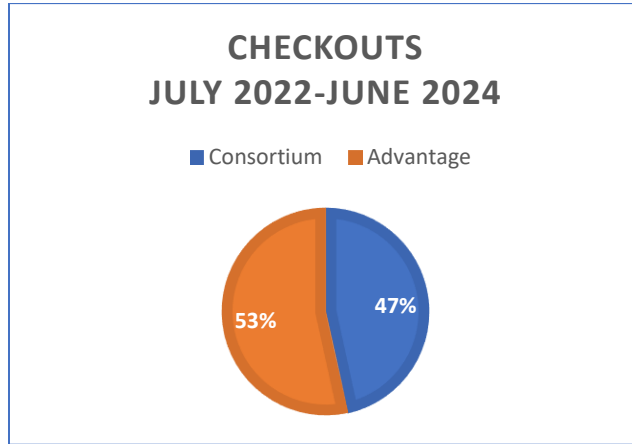
Audiobooks	2022	2024	Percent Change
Adult Fiction	59,249	96,999	+64%
Adult Nonfiction	15,014	24,013	+60%
Juv Fiction	6,789	11,422	+68%
Juv Nonfiction	219	249	+14%
YA Fiction	6,333	12,027	+90%
YA Nonfiction	110	80	-27%
TOTAL	87,714	144,790	+65%

eBooks	2022	2024	Percent Change
Adult Fiction	88,113	100,223	+14%
Adult Nonfiction	14,536	17,470	+20%
Juv Fiction	12,060	14,327	+19%
Juv Nonfiction	1,077	1,197	+11%
YA Fiction	9,306	11,285	+21%
YA Nonfiction	323	241	-25%
TOTAL	125,415	144,743	+15%

Magazines	2022	2024	Percent Change
Total	8,843	26,599	+201%

Advantage Collection

In fiscal years 22/23 and 23/24, the Advantage collection fulfilled more than half of CCPL’s KLU checkouts.



Consortium Ranking

CCPL had the highest circulation, unique users, and new users of all KLU Consortium libraries in FY 2023/24.

Top 5 Consortium Libraries by Checkouts

Library or Institution	Checkouts FY 23/24
Campbell County	316,308
Warren County	235,103
Boone County	225,650
Madison County	146,132
Jessamine County	130,157

Top 5 Consortium Libraries by Unique Users

Library or Institution	Unique Users FY 23/24
Campbell County	12,093
Boone County	8,291
Warren County	7,573
Madison County	4,165
Daviess County	4,041

Top 5 Consortium Libraries by New Users

Library or Institution	New Users FY 23/24
Campbell County	4,550
Warren County	2,740
Boone County	2,592
Boyle County	1,791
Bullitt County	1,678

Recommendations

Selectors should use the data presented in the 2024 Collection Assessment to inform purchasing decisions. Collections with a high turnover rate or high relative use number should be increased. Collections with low turnover rate or relative use number should be evaluated for deselection and/or development.

Relative use and turnover rate should be considered when determining budgets.

Newport continues to have the lowest circulation of all the branches. Many of their collections are overstocked. Rather than withdraw the unused items from Newport, we should consider transferring them to other branch collections where Relative Use indicates a need for more materials to meet demand. Some collections where this could be done are Board Books, Easy Readers, Large Print, Music, Young Adult Fiction, and Young Adult Graphic Novels.

Relative Use shows that, among print collections, Juvenile print needs more materials and Adult and Young Adult are overstocked. We should consider reallocating funds to the Juvenile budget to support its higher rate of use than the other collections.

After evaluating size, relative use, item ages, and turnover rate, the following collections specifically should be addressed:

Alexandria Branch

Young Adult Fiction

- Relative Use 1.89
- Highest turnover rate among the Young Adult collections with 2.85 circs per item
- Makes up just 3% of the system-wide Young Adult collection, but accounts for 6% of circs

Young Adult Graphic Novels

- Relative Use 1.86
- Highest turnover rate among the Graphic Novel collections with 3.02 circs per item

Recommendation: Alexandria needs a larger selection of Young Adult fiction and graphic novels to meet demand. Increasing Alexandria's Young Adult budget for FY 2024/25 should help remedy this.

Juvenile DVD

- Relative Use 2.08
- Highest turnover rate in the system with 9.57 circs per item

Recommendation: More of Alexandria's DVD budget should be allocated towards juvenile titles.

Cold Spring Branch

Young Adult Audio

- Relative Use 0.49
- Average turnover rate of 0.57 circ per item

Recommendation: KLU statistics shows that Young Adult fiction audio circulation increased by 90% since the 2022 Collection Assessment. The increasing popularity of digital audiobooks, combined with assessment data showing a lack of use, show that the physical collection and budget can be greatly reduced.

Fort Thomas Branch

Young Adult Audio

- Relative Use 0.19
- Average turnover rate of 0.22 circ per item

Recommendation: KLU usage shows that Young Adult fiction audio circulation increased by 90% since the 2022 Collection Assessment. The increasing popularity of digital audiobooks, combined with assessment data showing a lack of use, show that the physical collection and budget can be greatly reduced.

Newport Branch

Young Adult Fiction

- Relative Use 0.66
- 71% of collection was published more than five years ago
- Average turnover rate of 1 circ per item
- Collection size considerably larger than the other branches (26% larger than Cold Spring, 74% larger than Fort Thomas.)

Young Adult Graphic Novels

- Relative Use 0.75
- 72% of collection was published more than five years ago
- Average turnover rate of 1.21 circs per item
- Collection size considerably larger than the other branches (130% larger than Cold Spring, 95% larger than Fort Thomas.)

Recommendation: Overall, intensive weeding combined with a more regular pattern of ordering throughout the year would help improve the performance of Newport's Young Adult collection.

Young Adult Audio

- Relative Use 0.15
- Average turnover rate of 0.18 circ per item
- Collection size considerably larger than the other branches (620% larger than Cold Spring, 570% larger than Fort Thomas.)

Recommendation: KLU usage shows that Young Adult fiction audio circulation increased by 90% since the 2022 Collection Assessment. The increasing popularity of digital

audiobooks, combined with assessment data showing a lack of use, show that the physical collection and budget can be greatly reduced.

Bibliography

"Language spoken at home." *2023 American Community Survey*. The United States Census Bureau.

"John Newbery Medal." ALSC Book & Media Awards Shelf. (alsc-awards-shelf.org) (Accessed September 13, 2024)

Kentucky Public Library Association. *Kentucky Public Library Standards: Direction and Service for the 21st Century, 6th Ed.* Frankfort, Ky.: Kentucky Public Library Association, 2016-2017.

Larson, Jeanette. *CREW: A Weeding Manual for Modern Libraries*. Austin, TX: Texas State Library and Archives Commission, 2012.

"National Book Awards." National Book Foundation.
<https://www.nationalbook.org/national-book-awards/years/> (Accessed September 13, 2024)

"Notable Books List." RUSA. <https://rusaupdate.org/awards/notable-books-list/> (Accessed September 13, 2024)

"Past Notable Children's Books lists." American Library Association.
<http://www.ala.org/alsc/awardsgrants/notalists/ncb/ncbpastlists> (Accessed September 13, 2024)

"Population Estimates, July 1, 2023." The United States Census Bureau.

Public Libraries in the United States Fiscal Year 2022. Institute of Museum and Library Services: Washington, D.C.

<https://www.ims.gov/search-compare> (Accessed October 2024)

"The Pulitzer Prizes." The Pulitzer Prizes. <https://www.pulitzer.org/prize-winners-by-year> (Accessed September 13, 2024)

"Randolph Caldecott Medal." ALSC.
https://www.ala.org/awardsgrants/awards/6/all_years (Accessed September 13, 2024)

"The Reading List." RUSA. Web. 05 Dec. 2020.
<https://rusaupdate.org/awards/the-reading-list/> (Accessed September 13, 2024)

KLU Member Site – Statistics
<https://sites.google.com/bcpl.org/klu/statistics> (Accessed October 2024)